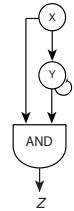


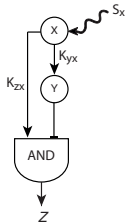
Physics of Behavior
Uri Alon
Exercise 3

Additional support: avimayo@weizmann.ac.il (just write and set up a meeting)

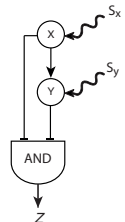
1 *A decoration on the FFL.* The regulator Y in C1-FFLs in transcription networks is often negatively auto-regulated. How does this affect the dynamics of the circuit, assuming that it has an AND input function at the Z promoter? Consider both an ON step and an OFF step.



2 *Amplifying intermediate stimuli.* This problem highlights an additional function of incoherent type-1 FFLs for sub-saturating stimuli S_x . Consider an I1-FFL, such that the activation threshold of Z by X, K_{zx} , is smaller than the activation threshold of Y by X, K_{yx} . That is, Z is activated when $X^* > K_{zx}$, but it is repressed by Y when $X^* > K_{yx}$. Schematically plot the steady-state concentration of Z as a function of X^* . Note that intermediate values of X^* lead to the highest Z expression. When might such a design be useful?



3 *Type three.* Consider a type-3 coherent FFL with AND - logic at the Z promoter with S_x activates X and S_y activates Y. More precisely the promoter logic is $((\text{NOT } X^*) \text{ AND } (\text{NOT } Y^*))$. Sketch the dynamics in response to ON step and OFF step of S_x in the presence of S_y . Are there sign sensitive delays?



4. *Shaping the pulse.* Consider a situation where X in an I1-FFL with an AND-logic begins to be produced at time $t=0$, so that the level of protein X gradually increases. The input signal S_x is present throughout.

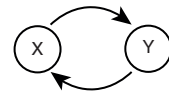
- How does the pulse shape generated by the I1-FFL depend on the thresholds K_{xz} , K_{xy} and K_{yz} and on β , the production rate of protein X?
- Analyze a set of genes Z_1, Z_2, \dots, Z_n , all regulated by the same X and Y in I1-FFLs.
- Design thresholds such that the genes are turned ON in the rising phase of the pulse in a certain temporal order and turned OFF in the declining phase of the pulse with the same order.
- Design thresholds such that the turn-off order is opposite to the turn-on order.
- Plot the resulting dynamics.

5. *Nullclines for lock-on switch*: Nullclines are a useful concept for analyzing dynamical systems. To define nullclines, consider a two-component dynamical system defined generally by the equations

$$\frac{dx}{dt} = f_1(x, y), \quad \frac{dy}{dt} = f_2(x, y)$$

The system two nullclines are the curves at which $dx/dt = 0$ and $dy/dt = 0$. Thus the two nullclines are defined by the equations $f_1(x, y) = 0$ and $f_2(x, y) = 0$. Their important feature is their crossing points. The crossing points are fixed points of the system (steady states), because both x and y do not change ($dx/dt = 0$ and $dy/dt = 0$). Here we will use nullclines to show that a double positive feedback loop (DPFL) can be mono-stable or bi-stable. We will show that Bi-stability requires cooperative input functions. The DPFL is defined by two increasing input functions, f and g , that describe the mutual repression:

$$\frac{dx}{dt} = f(y) - \alpha_1 x, \quad \frac{dy}{dt} = g(x) - \alpha_2 y$$



Thus, the nullclines in this case are $x = f(y)/\alpha_1$ and $y = g(x)/\alpha_2$.

- (a) Show that if f and g are non-cooperative with a basal expression level (Michaelis-Menten functions $f \sim a + b y / (k + y)$, $g \sim c + d x / (k + x)$), there is only one fixed point (Hint: how many solutions a quadratic equation has? How many solutions do we need for bi-stability)
- (b) Explain why this means there is no switching.
- (c) Show graphically that bi-stability, with three fixed points, a high a low and a middle unstable fixed point, can occur if f and g are sigmoidal (S-shaped).