

Complete Hamiltonian formalism for inertial waves in rotating fluids

A. A. Gelash^{1,2,†}, V. S. L'vov³ and V. E. Zakharov^{1,4,5}

¹Novosibirsk State University, Novosibirsk, 630090, Russia

²Institute of Thermophysics, SB RAS, Novosibirsk, 630090, Russia

³Department of Chemical Physics, The Weizmann Institute of Science, Rehovot, 76100, Israel

⁴Department of Mathematics, University of Arizona, AZ 857201 Tucson, USA

⁵Lebedev Physical Institute, RAS, Moscow, 119991, Russia

(Received 17 March 2016; revised 27 April 2017; accepted 25 August 2017;
first published online 13 October 2017)

A complete Hamiltonian formalism is suggested for inertial waves in rotating incompressible fluids. Resonance three-wave interaction processes – decay instability and confluence of two waves – are shown to play a key role in the weakly nonlinear dynamics and statistics of inertial waves in the rapid rotation case. Future applications of the Hamiltonian approach to inertial wave theory are investigated and discussed.

Key words: Hamiltonian theory, nonlinear instability, rotating turbulence

1. Introduction

Rotation fundamentally changes the behaviour of fluid flows, which served as the basis of one of the classic chapters in hydrodynamics (see, e.g. the monograph of Greenspan (1968)). The presence of the Coriolis force leads to the emergence of a special type of wave, inertial waves, that appear in geophysical, astrophysical and industrial flows. In an incompressible fluid rotating with angular velocity Ω , inertial waves have the following dispersion law:

$$\omega_k = 2\Omega |\cos \theta_k|. \quad (1.1)$$

Here, θ_k is the angle between the wave vector \mathbf{k} and the angular velocity vector Ω . The linear theory of inertial waves is well known and thoroughly described, for example, in the monographs of Greenspan (1968) and Landau & Lifshitz (1987). These waves propagate inside the volume of the fluid and have circular polarization. They have attracted special attention due to their unusual properties of reflection from the rigid boundary (Maas *et al.* 1997). Namely, the angle of reflection is determined not by the angle of incidence to the boundary, but by the angle with respect to the rotating axes (Greenspan 1968). The plane inertial wave is the exact solution of the fully nonlinear Euler equations, which will be discussed below.

† Email address for correspondence: agelash@gmail.com

Real physical rotating flows can be complicated by the influence of other factors, such as gravitation or electromagnetic forces (in the latter case, the fluid is assumed to be an electric conductor), and the angular velocity of the fluid can depend on the radius. In such cases, the dispersion law is more complicated than that presented relation (1.1) (see, e.g. Le Gal 2013). Other important effects also appear due to nonlinear wave interactions.

The degree of nonlinearity of fluid flows is characterized by the nonlinearity parameter δ , which is the ratio of the nonlinear and linear non-dissipative terms of the Euler equations. In the case of rotating fluids, the nonlinearity parameter (known as the Rossby number) can be written as

$$\delta \equiv \frac{|(\mathbf{u} \times \text{rot } \mathbf{u})|}{|(\boldsymbol{\Omega} \times \mathbf{u})|}. \quad (1.2)$$

Here, velocity \mathbf{u} is the characteristic value of the wave amplitude. In a rapidly rotating fluid, $\delta \ll 1$; thus, the inertial waves interact weakly. In this case, we can apply perturbation theory, accounting for only the leading nonlinear terms in the wave interaction Hamiltonian (this approach is described in the book of Zakharov, L'vov & Falkovich (1992)).

In general, the first-order (by the value of δ) nonlinear effects are presented by three-wave interaction processes: (i) when the primary wave with wave vector \mathbf{k}_1 (hereinafter, in such cases, we write just 'the wave \mathbf{k}_1 ') decays into a pair of secondary waves, \mathbf{k}_2 and \mathbf{k}_3 – the decay process, (ii) when two primary waves \mathbf{k}_1 and \mathbf{k}_2 merge into one secondary wave \mathbf{k}_3 – the confluence process.

Consider, for example, the wave-decay process, which can be schematically denoted as $\mathbf{k}_1 \rightarrow \mathbf{k}_2 + \mathbf{k}_3$. This process is described by the conservation laws of mechanical momentum and energy:

$$\mathbf{k}_1 = \mathbf{k}_2 + \mathbf{k}_3, \quad (1.3a)$$

$$\omega_{\mathbf{k}_1} = \omega_{\mathbf{k}_2} + \omega_{\mathbf{k}_3}. \quad (1.3b)$$

The fact of principal importance, which in many aspects determines the nonlinear behaviour of inertial waves (Zakharov *et al.* 1992), is that equations (1.3) have a non-zero set of solutions in \mathbf{k} -space, called the resonance surface. In other words, the decay of inertial wave $\mathbf{k}_1 \rightarrow \mathbf{k}_2 + \mathbf{k}_3$ is allowed by the conservation laws (in contrast to surface gravity waves, where three-wave interactions are forbidden and the first-order nonlinear effects are presented only by four-wave interactions (Zakharov *et al.* 1992)).

Inertial wave interactions can be studied by decomposition of natural variables (the velocity field) into so-called helical modes (Cambon & Jacquin 1989; Waleffe 1993). This approach was applied in recent years to many different problems of rotating fluids, focusing on the dynamics and statistics of inertial waves in rapidly rotating flows (Galtier (2003, 2014), Cambon, Rubinstein & Godeferd (2004), Bellet *et al.* (2006), see also the monograph Sagaut & Cambon (2008) and references therein). However, the advantages of another well-recognized Hamiltonian approach to study weakly nonlinear wave systems without dissipation have not been used. The key purpose of this paper is to fill this gap in the theory of rotating fluids by developing the Hamiltonian formalism for inertial waves and by discussing its advantages and future applications. This method rewrites the Euler equations as a Hamiltonian system using canonical variables and then performs decomposition into so-called normal variables that are analogues of the quantum mechanical creation and annihilation

operators (see the review of Zakharov & Kuznetsov (1997) concerning the general aspects of the Hamiltonian approach). Additionally, a Hamiltonian approach was recently developed for the similar problem of internal waves in stratified non-rotating fluids (L'vov & Tabak 2001), which provided an explanation of some features of wave energy spectra in the ocean (L'vov, Polzin & Tabak 2004).

The Hamiltonian nature of the Euler equations for incompressible fluids has been known since at least the middle of the last century, including in the case of rotating fluids (see the monograph of Lamb 1945). More recently, this fact was discussed by Morrison (1998) and Salmon (1988). The canonical variables for an ideal fluid – the so-called Clebsch variables – are also well known. Therefore, the problem is mainly technical: how to introduce canonical variables for the case of rotating fluids in the most convenient way to describe inertial wave interactions.

In this paper, we first propose the Clebsch variables for rotating incompressible fluid, which provide enormous technical advantages for calculating the interaction Hamiltonian of inertial waves. We consider only inertial wave motion in the rotating reference frame when the vortex lines make no knots. In this case, according to well-known theory, the velocity field can be always represented by the Clebsch variables (see Zakharov *et al.* (1992) and also the works of Kuznetsov & Mikhailov (1980) and Yakhot & Zakharov (1993)).

We then focus on the wave-decay process $\mathbf{k}_1 \rightarrow \mathbf{k}_2 + \mathbf{k}_3$, which leads to the so-called decay instability of inertial waves with respect to weak perturbations (see, for instance, the first paragraph of the book by L'vov (1994)). The growth rate of the instability $\gamma(\mathbf{k}_1, \mathbf{k}_2, \mathbf{k}_3)$ depends on the amplitude of the three-wave interactions $V_{\mathbf{k}_2\mathbf{k}_3}^{\mathbf{k}_1}$ and reaches its maximum on the resonance surface (1.3). The properties of the growth rate play a key role in the weakly nonlinear dynamics and statistics of inertial waves, which can be investigated through numerical and natural experiments (Bordes *et al.* 2012; di Leoni, Patricio & Mininni 2016). In the present work we study in detail the growth rate $\gamma(\mathbf{k}_1, \mathbf{k}_2, \mathbf{k}_3)$ on the whole three-dimensional resonance surface (1.3) and discuss how the newly identified features can be observed experimentally. In addition, we briefly study the process of wave confluence: $\mathbf{k}_1 + \mathbf{k}_2 \rightarrow \mathbf{k}_3$.

Finally, we describe the turbulent cascade of inertial waves in the case of strong anisotropy, give the four-wave part of the Hamiltonian and discuss its future applications. It is important to note that the exact interaction Hamiltonian for inertial waves in rotating fluid includes only three-wave and four-wave components. Thus, we present the complete Hamiltonian formalism for inertial waves.

2. Inertial waves of finite amplitude in rotating fluids

We study the Euler equations in the reference frame, rotating with an incompressible fluid:

$$\partial_t \mathbf{v} + (\mathbf{v} \cdot \nabla) \mathbf{v} + 2(\boldsymbol{\Omega} \times \mathbf{v}) = -\nabla P, \quad (2.1a)$$

$$\nabla \cdot \mathbf{v} = 0. \quad (2.1b)$$

Here, the effective pressure $P = p - (\boldsymbol{\Omega} \times \mathbf{r})^2/2$ includes the fluid pressure p and the centrifugal force $\propto \Omega^2$, while the term $2(\boldsymbol{\Omega} \times \mathbf{v})$ is responsible for the Coriolis force (Landau & Lifshitz 1987). In the main part of the paper, we work only in this rotating reference frame with the position vector $\mathbf{r} = (x, y, z)$ and the corresponding unit vectors $(\hat{x}, \hat{y}, \hat{z})$. Without loss of generality, we choose $\boldsymbol{\Omega} \parallel \hat{z}$.

The nonlinearity of the Euler equations affects only the waves moving in different directions, which is a general consequence of incompressibility for unbounded flows

(see, for instance, Craik & Criminale (1986)). Indeed, the plane inertial wave (as well as a package of such waves propagating in the same direction) is the exact solution of (2.1). Because this fact is often overlooked in recent papers (except, to the best of our knowledge, the paper of Messio *et al.* (2008)), we discuss it here in more detail.

We consider the general solution of (2.1) under the assumption that the velocity field \mathbf{v} depends only on the coordinate ξ along an arbitrary direction \mathbf{n} . Bearing in mind the axial symmetry around $\hat{\mathbf{z}}$, we can choose \mathbf{n} lying in the xz -plane so that

$$\mathbf{n} = (\sin \theta, 0, \cos \theta), \quad \xi = \mathbf{r} \cdot \mathbf{n}, \quad \mathbf{v}(\mathbf{r}, t) \equiv \mathbf{v}(\xi, t) = \mathbf{v}(x \sin \theta + z \cos \theta, t). \quad (2.2a-c)$$

Then, integrating the continuity equation (2.1b) by ξ , we find

$$v_z = -v_x \tan \theta. \quad (2.3)$$

We neglect the integration constant, which corresponds to steady motion of the whole fluid along $\hat{\mathbf{z}}$. Thus, the nonlinear term in (2.1a) is exactly cancelled:

$$(\mathbf{v} \cdot \nabla)\mathbf{v} = (v_x \sin \theta + v_z \cos \theta) \frac{\partial \mathbf{v}}{\partial \xi} \equiv 0. \quad (2.4)$$

Now, the equation (2.1) can be written as the following system of linear equations:

$$\left. \begin{aligned} \frac{\partial v_x}{\partial t} - 2\Omega v_y + \sin \theta \frac{\partial P}{\partial \xi} &= 0, \\ \frac{\partial v_y}{\partial t} + 2\Omega v_x &= 0, \\ \frac{\partial v_z}{\partial t} + \cos \theta \frac{\partial P}{\partial \xi} &= 0. \end{aligned} \right\} \quad (2.5)$$

By using (2.3), we find the exact solution for the system (2.5):

$$\left. \begin{aligned} v_x &= -A(\xi) \cos \theta \sin \omega t - B(\xi) \cos \theta \cos \omega t, \\ v_y &= -A(\xi) \cos \omega t + B(\xi) \sin \omega t, \\ v_z &= A(\xi) \sin \theta \sin \omega t + B(\xi) \sin \theta \cos \omega t. \end{aligned} \right\} \quad (2.6)$$

Here, $\omega = 2\Omega |\cos \theta|$, while $A(\xi)$ and $B(\xi)$ are arbitrary functions. Solution (2.6) is the wave packet of plane inertial waves propagating along \mathbf{n} . We now introduce the wave vector $\mathbf{k} \parallel \mathbf{n}$. Choosing $A(\xi) = A \sin(\mathbf{k} \cdot \mathbf{r})$, $B(\xi) = A \cos(\mathbf{k} \cdot \mathbf{r})$, we obtain the well-known circularly polarized inertial plane wave solution (Landau & Lifshitz 1987):

$$\left. \begin{aligned} v_x &= -A \cos \theta_k \cos(\omega_k t - \mathbf{k} \cdot \mathbf{r}), \\ v_y &= A \sin(\omega_k t - \mathbf{k} \cdot \mathbf{r}), \\ v_z &= A \sin \theta_k \cos(\omega_k t - \mathbf{k} \cdot \mathbf{r}). \end{aligned} \right\} \quad (2.7)$$

The expression (2.6) gives the exact class of finite amplitude solutions of the Euler equations in the rotating reference frame (2.1).

3. Hamiltonian description of inertial waves

3.1. Clebsch representation of the velocity field

The Euler equations for incompressible fluids can be written as a Hamiltonian system using the so-called Clebsch variables $\lambda(\mathbf{r}, t)$ and $\mu(\mathbf{r}, t)$ (Lamb 1945). Here, we find the following Clebsch representation for the velocity field $\mathbf{v}(\mathbf{r}, t)$ corresponding to the case of a rotating fluid described by (2.1):

$$\mathbf{v}(\mathbf{r}, t) = \sqrt{2\Omega} [\hat{\mathbf{y}}\lambda(\mathbf{r}, t) - \hat{\mathbf{x}}\mu(\mathbf{r}, t)] + \lambda(\mathbf{r}, t)\nabla\mu(\mathbf{r}, t) + \nabla\Phi(\mathbf{r}, t), \tag{3.1}$$

(remember that $\boldsymbol{\Omega} \parallel \hat{\mathbf{z}}$). The potential $\Phi(\mathbf{r}, t)$ is uniquely determined from the appropriate boundary conditions and the continuity equation (2.1b). Similar variables were introduced by Zakharov (1971) and by Kuznetsov (1972) in the theory of magnetized plasma. The last two terms in (3.1) correspond to the standard Clebsch representation in the case of a non-rotating fluid. The first term appears as a result of the transformation from an inertial to a rotating reference frame (see the details in appendix A).

Alternatively, the velocity field $\mathbf{v}(\mathbf{r}, t)$ can be written using the transverse projector

$$\hat{\mathbf{P}} \equiv 1 - \nabla\Delta^{-1}\nabla, \tag{3.2}$$

as (see appendix A)

$$\mathbf{v} = \hat{\mathbf{P}} \cdot [\sqrt{2\Omega}(\lambda\hat{\mathbf{y}} - \mu\hat{\mathbf{x}}) + \lambda\nabla\mu]. \tag{3.3}$$

The fields $\lambda(\mathbf{r}, t)$ and $\mu(\mathbf{r}, t)$ are not uniquely defined for a particular velocity field $\mathbf{v}(\mathbf{r}, t)$. For instance, the transformation with arbitrary constant parameters a, b and c ,

$$\lambda(\mathbf{r}, t) \rightarrow a\lambda(\mathbf{r}, t) + b, \quad \mu(\mathbf{r}, t) \rightarrow \mu(\mathbf{r}, t)/a + c, \tag{3.4a,b}$$

does not change the field \mathbf{v} given by (3.1). This type of ‘gauge invariance’ enables the selection of special calibration for the Clebsch variables $\lambda(\mathbf{r}, t)$ and $\mu(\mathbf{r}, t)$, which is ideal for solving a particular problem.

The fields $\lambda(\mathbf{r}, t), \mu(\mathbf{r}, t)$ obey the Hamiltonian equations of motion in the canonical form:

$$\partial_t\lambda = \frac{\delta\mathcal{H}}{\delta\mu}, \quad \partial_t\mu = -\frac{\delta\mathcal{H}}{\delta\lambda}, \tag{3.5a,b}$$

where δ is the variational derivative, and the Hamiltonian \mathcal{H} is the energy represented by λ and μ :

$$\mathcal{H} = \int \frac{1}{2} |\mathbf{v}|^2 d\mathbf{r}. \tag{3.6}$$

Equations (3.5) and (3.6) yield

$$\partial_t\lambda = -(\mathbf{v} \cdot \nabla)\lambda - \sqrt{2\Omega}v_x, \tag{3.7a}$$

$$\partial_t\mu = -(\mathbf{v} \cdot \nabla)\mu - \sqrt{2\Omega}v_y. \tag{3.7b}$$

From equations (3.1) and (3.7), we find that \mathbf{v} satisfies the Euler equations (2.1) with the effective pressure

$$P = -\partial_t\Phi - \lambda\partial_t\mu - \frac{1}{2}|\mathbf{v}|^2 - \frac{1}{2}(\boldsymbol{\Omega} \times \mathbf{r})^2. \tag{3.8}$$

3.2. Hamiltonian in a rotating reference frame

Let us introduce the following notation for the velocity field (3.3):

$$\mathbf{v} = \mathbf{v}_1 + \mathbf{v}_2, \quad \mathbf{v}_1 = \widehat{\mathbf{P}} \cdot [\sqrt{2\Omega}(\lambda\widehat{\mathbf{y}} - \mu\widehat{\mathbf{x}})], \quad \mathbf{v}_2 = \widehat{\mathbf{P}} \cdot (\lambda\nabla\mu), \quad (3.9a-c)$$

and symmetric Fourier transform:

$$\mathbf{v}_k = \frac{1}{(2\pi)^{3/2}} \int \mathbf{v} \exp(-i\mathbf{k} \cdot \mathbf{r}) \, d\mathbf{r}, \quad \mathbf{v} = \frac{1}{(2\pi)^{3/2}} \int \mathbf{v}_k \exp(i\mathbf{k} \cdot \mathbf{r}) \, d\mathbf{k}. \quad (3.10a,b)$$

By representation (3.9), we distinguish the impact of linear and nonlinear combinations (\mathbf{v}_1 and \mathbf{v}_2 respectively) of the Clebsch variables λ and μ on the velocity field. According to (3.6) and Parseval’s theorem, the Hamiltonian can be written as the sum of the following three terms:

$$\mathcal{H} = \mathcal{H}_2 + \mathcal{H}_3 + \mathcal{H}_4. \quad (3.11a)$$

Here

$$\mathcal{H}_2 = \frac{1}{2} \int |\mathbf{v}_{1k}|^2 \, d\mathbf{k}, \quad (3.11b)$$

$$\mathcal{H}_3 = \frac{1}{2} \int (\mathbf{v}_{1k} \cdot \mathbf{v}_{2k}^* + \mathbf{v}_{1k}^* \cdot \mathbf{v}_{2k}) \, d\mathbf{k}, \quad (3.11c)$$

$$\mathcal{H}_4 = \int |\mathbf{v}_{2k}|^2 \, d\mathbf{k}. \quad (3.11d)$$

The interactions of inertial waves are described by \mathcal{H}_3 and \mathcal{H}_4 , which we denote as interaction Hamiltonian

$$\mathcal{H}_{int} = \mathcal{H}_3 + \mathcal{H}_4. \quad (3.12)$$

The expression (3.11) is the exact Hamiltonian for an ideal rotating incompressible fluid. It contains a finite number of terms since for incompressible flow we use only one pair of canonical variables $\lambda(\mathbf{r}, t)$ and $\mu(\mathbf{r}, t)$ (see the corresponding discussion in Zakharov *et al.* (1992)).

Now, let us denote the components of wave vector \mathbf{k} as

$$\mathbf{k} = (k_x, k_y, k_z) = (k \sin \theta \cos \varphi, k \sin \theta \sin \varphi, k \cos \theta), \quad \mathbf{k}_\perp = (k_x, k_y). \quad (3.13a,b)$$

Using the expression for transverse projector $\widehat{\mathbf{P}}$ in \mathbf{k} -space

$$\widehat{\mathbf{P}}_k^{\alpha\beta} = \delta^{\alpha\beta} - \frac{k^\alpha k^\beta}{k^2}, \quad (3.14)$$

and equation (3.9), we calculate the following Fourier components of the velocity field:

$$\mathbf{v}_{1k} = \sqrt{2\Omega} \left[\lambda_k \widehat{\mathbf{y}} - \mu_k \widehat{\mathbf{x}} - \frac{\mathbf{k}}{k^2} (k_y \lambda_k - k_x \mu_k) \right], \quad (3.15a)$$

$$\mathbf{v}_{2k} = \frac{i}{(2\pi)^{3/2}} \int \left(\mathbf{k}_2 - \mathbf{k} \frac{\mathbf{k} \cdot \mathbf{k}_2}{k^2} \right) \lambda_{k_1} \mu_{k_2} \delta_{\mathbf{k} - \mathbf{k}_1 - \mathbf{k}_2} \, d\mathbf{k}_1 \, d\mathbf{k}_2. \quad (3.15b)$$

When $\mathbf{k} \parallel \mathbf{k}_1 \parallel \mathbf{k}_2$, the expression $\mathbf{k}_2 - \mathbf{k}(\mathbf{k} \cdot \mathbf{k}_2/k^2)$ in (3.15b) is exactly zero, according to the conservation law: $\mathbf{k} - \mathbf{k}_1 - \mathbf{k}_2 = 0$. Thus, in this case, the interaction Hamiltonian $\mathcal{H}_{int} = 0$, which again demonstrates that inertial waves moving in one direction do not interact (see § 2).

3.3. *Canonical form of the quadratic Hamiltonian*

We now introduce the following canonical transformation of the fields μ_k and λ_k in \mathbf{k} -space:

$$\left. \begin{aligned} \mu_k &= \tilde{\mu}_k \cos \varphi + \tilde{\lambda}_k \sin \varphi = \frac{1}{k_\perp} (\tilde{\mu}_k k_x + \tilde{\lambda}_k k_y), \\ \lambda_k &= -\tilde{\mu}_k \sin \varphi + \tilde{\lambda}_k \cos \varphi = \frac{1}{k_\perp} (-\tilde{\mu}_k k_y + \tilde{\lambda}_k k_x). \end{aligned} \right\} \quad (3.16)$$

Introducing the normal variables c_k and c_k^* ,

$$\tilde{\mu}_k = \sqrt{\frac{\Omega}{\omega_k}} (c_k + c_{-k}^*), \quad \tilde{\lambda}_k = -\frac{i}{2} \sqrt{\frac{\omega_k}{\Omega}} (c_k - c_{-k}^*), \quad (3.17a,b)$$

we present the quadratic part of the Hamiltonian \mathcal{H}_2 in diagonal form:

$$\mathcal{H}_2 = \int \omega_k c_k c_k^* d\mathbf{k}, \quad \omega_k = 2\Omega |\cos \theta_k|. \quad (3.18a,b)$$

The plane wave in normal variables corresponds to the operator

$$c_k = A e^{i\omega_k t} \delta(\mathbf{k} - \mathbf{k}_0). \quad (3.19)$$

By substituting (3.19) into (3.17) and then into (3.16) and finally calculating the linear part of the velocity field equation (3.15a), we recover the plane inertial wave solution (2.7) multiplied by scalar factor $(k_x/k_\perp)\sqrt{\omega_k}$. This normalization of the plane wave solution in variables c_k and c_k^* should be taken into account when comparing the results of this paper with the predictions of approaches formulated with physical variables.

3.4. *Interaction Hamiltonian*

We calculate the interaction Hamiltonian \mathcal{H}_{int} in two steps. First, we calculate \mathcal{H}_3 and \mathcal{H}_4 in variables $\tilde{\mu}_k$ and $\tilde{\lambda}_k$ according to (3.11c), (3.15a), (3.15b) and (3.16). After symmetrization, \mathcal{H}_3 takes the form

$$\begin{aligned} \mathcal{H}_3 &= \frac{i\sqrt{2\Omega}}{2(2\pi)^{3/2}} \int \frac{d\mathbf{k}_1 d\mathbf{k}_2 d\mathbf{k}_3}{k_{1\perp} k_{2\perp} k_{3\perp}} \delta_{k_1 - k_2 - k_3} (F_{k_2 k_3}^{k_1} \mu_{k_1} - S_{k_2 k_3} \lambda_{k_1}) \\ &\quad \times [S_{k_2 k_3} (\mu_{k_2} \mu_{k_3} + \lambda_{k_2} \lambda_{k_3}) + (\mathbf{k}_{2\perp} \cdot \mathbf{k}_{3\perp}) (\mu_{k_2} \lambda_{k_3} - \lambda_{k_2} \mu_{k_3})]. \end{aligned} \quad (3.20)$$

Here, we use the auxiliary functions

$$\left. \begin{aligned} F_{k_2 k_3}^{k_1} &= \frac{1}{2} \left[k_{1\perp}^2 \frac{\mathbf{k}_1 \cdot \mathbf{k}_2 - \mathbf{k}_1 \cdot \mathbf{k}_3}{k_1^2} + k_{2\perp}^2 - k_{3\perp}^2 \right], \\ S_{k_2 k_3} &= k_{3x} k_{2y} - k_{2x} k_{3y} = k_{2\perp} k_{3\perp} \sin(\varphi_2 - \varphi_3), \end{aligned} \right\} \quad (3.21)$$

with the following properties:

$$F_{k_l k_m}^{k_i} = -F_{k_m k_l}^{k_i}, \quad S_{k_l k_m} = -S_{k_m k_l}, \quad S_{k_2, k_3} = S_{k_3, k_1} = S_{k_1, k_2}. \quad (3.22a-c)$$

For the \mathcal{H}_4 component of the interaction Hamiltonian, we find the following expression:

$$\begin{aligned} \mathcal{H}_4 = & \frac{1}{4(2\pi)^3} \int \frac{d\mathbf{k}_1 d\mathbf{k}_2 d\mathbf{k}_3 d\mathbf{k}_4}{k_{1\perp} k_{2\perp} k_{3\perp} k_{4\perp}} \delta_{\mathbf{k}_1 + \mathbf{k}_2 - \mathbf{k}_3 - \mathbf{k}_4} Q_{\mathbf{k}_3 \mathbf{k}_4}^{k_1 k_2} \\ & \times [S_{\mathbf{k}_1 \mathbf{k}_2}(\mu_{k_1} \mu_{k_2} + \lambda_{k_1} \lambda_{k_2}) + (\mathbf{k}_{1\perp} \cdot \mathbf{k}_{2\perp})(\mu_{k_1} \lambda_{k_2} - \lambda_{k_1} \mu_{k_2})] \\ & \times [S_{\mathbf{k}_3 \mathbf{k}_4}(\mu_{k_3} \mu_{k_4} + \lambda_{k_3} \lambda_{k_4}) + (\mathbf{k}_{3\perp} \cdot \mathbf{k}_{4\perp})(\mu_{k_3} \lambda_{k_4} - \lambda_{k_3} \mu_{k_4})]. \end{aligned} \quad (3.23)$$

Here, we use the additional function

$$Q_{\mathbf{k}_3 \mathbf{k}_4}^{k_1 k_2} = \frac{(\mathbf{k}_1 \cdot \mathbf{k}_3)(\mathbf{k}_2 \cdot \mathbf{k}_4) - (\mathbf{k}_1 \cdot \mathbf{k}_4)(\mathbf{k}_2 \cdot \mathbf{k}_3)}{(\mathbf{k}_1 + \mathbf{k}_2) \cdot (\mathbf{k}_3 + \mathbf{k}_4)}. \quad (3.24)$$

The function $Q_{\mathbf{k}_3 \mathbf{k}_4}^{k_1 k_2}$ is antisymmetric with respect to the transformations $\mathbf{k}_1 \leftrightarrow \mathbf{k}_2$ and $\mathbf{k}_3 \leftrightarrow \mathbf{k}_4$:

$$Q_{\mathbf{k}_3 \mathbf{k}_4}^{k_1 k_2} = -Q_{\mathbf{k}_3 \mathbf{k}_4}^{k_2 k_1}, \quad Q_{\mathbf{k}_3 \mathbf{k}_4}^{k_1 k_2} = -Q_{\mathbf{k}_4 \mathbf{k}_3}^{k_1 k_2}. \quad (3.25a, b)$$

The interaction Hamiltonian is obviously invariant with respect to rotations by angle φ (i.e. around \hat{z}), which can be directly seen from expressions (3.20) and (3.23).

Then, we substitute the normal variables (3.17) into (3.20), and after symmetrization, \mathcal{H}_3 takes the standard form:

$$\begin{aligned} \mathcal{H}_3 = & \frac{1}{2} \int (V_{\mathbf{k}_2 \mathbf{k}_3}^{k_1} c_{k_1}^* c_{k_2} c_{k_3} + \text{c.c.}) \delta_{\mathbf{k}_1 - \mathbf{k}_2 - \mathbf{k}_3} d\mathbf{k}_1 d\mathbf{k}_2 d\mathbf{k}_3 \\ & + \frac{1}{6} \int (U_{\mathbf{k}_1 \mathbf{k}_2 \mathbf{k}_3} c_{k_1}^* c_{k_2}^* c_{k_3}^* + \text{c.c.}) \delta_{\mathbf{k}_1 + \mathbf{k}_2 + \mathbf{k}_3} d\mathbf{k}_1 d\mathbf{k}_2 d\mathbf{k}_3, \end{aligned} \quad (3.26)$$

where

$$\begin{aligned} V_{\mathbf{k}_2 \mathbf{k}_3}^{k_1} = & \frac{i\sqrt{2\Omega}}{(2\pi)^{3/2} k_{1\perp} k_{2\perp} k_{3\perp}} \left\{ \sqrt{\frac{\Omega^3}{\omega_{k_1} \omega_{k_2} \omega_{k_3}}} S_{\mathbf{k}_3 \mathbf{k}_2} [F_{\mathbf{k}_2 \mathbf{k}_3}^{k_1} - F_{\mathbf{k}_1 \mathbf{k}_3}^{k_2} - F_{\mathbf{k}_2 \mathbf{k}_1}^{k_3}] \right. \\ & - \frac{3i}{8} \sqrt{\frac{\omega_{k_1} \omega_{k_2} \omega_{k_3}}{\Omega^3}} S_{\mathbf{k}_3 \mathbf{k}_2}^2 + \frac{i}{2} \sqrt{\frac{\Omega}{\omega_{k_1} \omega_{k_2} \omega_{k_3}}} (\omega_{k_1} - \omega_{k_2} - \omega_{k_3}) S_{\mathbf{k}_3 \mathbf{k}_2}^2 \\ & + \frac{1}{4} \sqrt{\frac{\omega_{k_2} \omega_{k_3}}{\Omega \omega_{k_1}}} S_{\mathbf{k}_3 \mathbf{k}_2} [-F_{\mathbf{k}_2 \mathbf{k}_3}^{k_1} + \mathbf{k}_{1\perp} \cdot \mathbf{k}_{3\perp} - \mathbf{k}_{1\perp} \cdot \mathbf{k}_{2\perp}] \\ & - \frac{i}{2} \sqrt{\frac{\Omega \omega_{k_1}}{\omega_{k_2} \omega_{k_3}}} [-F_{\mathbf{k}_2 \mathbf{k}_1}^{k_3} (\mathbf{k}_{1\perp} \cdot \mathbf{k}_{2\perp}) + F_{\mathbf{k}_1 \mathbf{k}_3}^{k_2} (\mathbf{k}_{1\perp} \cdot \mathbf{k}_{3\perp})] \\ & - \frac{i}{2} \sqrt{\frac{\Omega \omega_{k_3}}{\omega_{k_1} \omega_{k_2}}} [-F_{\mathbf{k}_2 \mathbf{k}_3}^{k_1} (\mathbf{k}_{2\perp} \cdot \mathbf{k}_{3\perp}) + F_{\mathbf{k}_1 \mathbf{k}_3}^{k_2} (\mathbf{k}_{1\perp} \cdot \mathbf{k}_{3\perp})] \\ & - \frac{i}{2} \sqrt{\frac{\Omega \omega_{k_2}}{\omega_{k_1} \omega_{k_3}}} [F_{\mathbf{k}_2 \mathbf{k}_3}^{k_1} (\mathbf{k}_{2\perp} \cdot \mathbf{k}_{3\perp}) - F_{\mathbf{k}_2 \mathbf{k}_1}^{k_3} (\mathbf{k}_{1\perp} \cdot \mathbf{k}_{2\perp})] \\ & - \frac{1}{4} \sqrt{\frac{\omega_{k_1} \omega_{k_3}}{\Omega \omega_{k_2}}} S_{\mathbf{k}_3 \mathbf{k}_2} [F_{\mathbf{k}_1 \mathbf{k}_3}^{k_2} + \mathbf{k}_{2\perp} \cdot \mathbf{k}_{3\perp} + \mathbf{k}_{1\perp} \cdot \mathbf{k}_{2\perp}] \\ & \left. + \frac{1}{4} \sqrt{\frac{\omega_{k_1} \omega_{k_2}}{\Omega \omega_{k_3}}} S_{\mathbf{k}_3 \mathbf{k}_2} [-F_{\mathbf{k}_2 \mathbf{k}_1}^{k_3} + \mathbf{k}_{2\perp} \cdot \mathbf{k}_{3\perp} + \mathbf{k}_{1\perp} \cdot \mathbf{k}_{3\perp}] \right\}. \end{aligned} \quad (3.27)$$

The amplitude $V_{k_2 k_3}^{k_1}$ describes the three-wave interaction processes of decay and confluence, which we study in the following paragraphs. Analogous amplitudes of the three-wave interaction processes were obtained in the frame of helical mode decomposition by Waleffe (1993). However, the different structures of the variables and perturbation theory make comparison of these results a non-trivial problem that is beyond the scope of this paper.

The amplitude $U_{k_1 k_2 k_3}$ corresponds to the so-called explosive three-wave instability, which does not appear in the system of inertial waves. We give the exact expression for element $U_{k_1 k_2 k_3}$ in appendix A for formal purposes.

The four-wave interaction Hamiltonian \mathcal{H}_4 can also be written in similar standard form after substitution of the normal variables and appropriate symmetrization:

$$\begin{aligned} \mathcal{H}_4 = & \int (W_{k_3 k_4}^{k_1 k_2} c_{k_1}^* c_{k_2}^* c_{k_3} c_{k_4} + \text{c.c.}) \delta_{k_1+k_2-k_3-k_4} dk_1 dk_2 dk_3 dk_4 \\ & + \int (G_{k_1}^{k_2 k_3 k_4} c_{k_1} c_{k_2}^* c_{k_3}^* c_{k_4}^* + \text{c.c.}) \delta_{k_1-k_2-k_3-k_4} dk_1 dk_2 dk_3 dk_4 \\ & + \int R_{k_1 k_2 k_3 k_4}^* c_{k_1} c_{k_2} c_{k_3} c_{k_4} \delta_{k_1+k_2+k_3+k_4} dk_1 dk_2 dk_3 dk_4. \end{aligned} \tag{3.28}$$

The coefficients $W_{k_3 k_4}^{k_1 k_2}$, $G_{k_1}^{k_2 k_3 k_4}$ and $R_{k_1 k_2 k_3 k_4}^*$, which correspond to $k_1 + k_2 \rightarrow k_3 + k_4$, $k_1 + k_2 + k_3 \rightarrow k_4$ and $k_1 + k_2 + k_3 + k_4 \rightarrow 0$ four-wave interaction processes, are given in appendix A. The final representation of the Hamiltonian obviously does not depend on the chosen calibration of the Clebsch variables (see (3.4) and (A 11)).

4. Resonance surface

Wave decay $k_1 \rightarrow k_2 + k_3$ is the key weakly nonlinear process that determines the dynamics of inertial waves. For a given wave vector k_1 , the momentum and the energy conservation laws (1.3a, 1.3b) define a two-dimensional resonance surface in k -space (we have only two free parameters). Assuming that k_1 lies in the xz -plane and using the momentum conservation law (1.3a) to eliminate the unknown components of the vector k_2 , we find the following parametrization for vectors k_1, k_2, k_3 :

$$\left. \begin{aligned} k_1 &= (k_1 \sin \theta_1, 0, k_1 \cos \theta_1), \\ k_2 &= (k_1 \sin \theta_1 - k_{3x}, -k_{3y}, k_1 \cos \theta_1 - k_{3z}), \\ k_3 &= (k_{3x}, k_{3y}, k_{3z}). \end{aligned} \right\} \tag{4.1}$$

Then, using the energy conservation law (1.3b) and the dispersion relation (1.1), we obtain the following resonance condition:

$$|k_1 \cos \theta_1| = \frac{|k_{3z}|}{\sqrt{k_{3x}^2 + k_{3y}^2 + k_{3z}^2}} + \frac{|k_1 \cos \theta_1 - k_{3z}|}{\sqrt{(k_1 \sin \theta_1 - k_{3x})^2 + k_{3y}^2 + (k_1 \cos \theta_1 - k_{3z})^2}}. \tag{4.2}$$

The relation (4.2) defines a two-dimensional set of vectors k_3 , which gives the main contribution to the decay processes (obviously the same resonance surface is also valid for the vector k_2). The resonance surface (4.2) was studied by Bellet *et al.* (2006), and the experimental verification of the resonance condition (4.1) in a rotating water tank was recently demonstrated by Bordes *et al.* (2012).

Since the expression (4.2) cannot be resolved explicitly, we find solutions numerically using ‘Wolfram Mathematica’. In figure 1 we present an example of

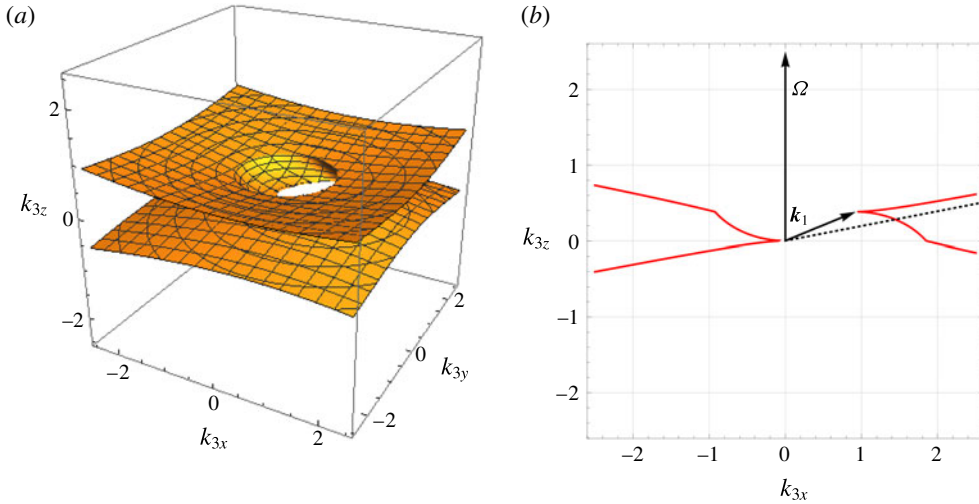


FIGURE 1. (Colour online) (a) The resonance surface of the wave vector \mathbf{k}_3 for the decay process $\mathbf{k}_1 \rightarrow \mathbf{k}_2 + \mathbf{k}_3$. The primary wave vector $\mathbf{k}_1 = (\sin(3\pi/8), 0, \cos(3\pi/8))$. (b) The cut of this surface (resonance curve) along the $k_x k_z$ -plane.

a resonance surface and its two-dimensional cut in a specific direction – the so-called resonance curve. The energy of the primary wave \mathbf{k}_1 is always larger than the energy of the secondary waves \mathbf{k}_2 and \mathbf{k}_3 . Thus, according to the dispersion relation (1.1), the directions of the secondary waves are always closer to the xy -plane than the direction of the vector \mathbf{k}_1 – see the figure 1(b).

The resonance surface, having a non-trivial form with branches at $k \rightarrow \infty$, formally allows decay into secondary waves of arbitrary small wavelength (in the experiment, this is obviously limited by the dissipation rate). We find the following asymptotics for the infinite branches assuming (4.2) $k_3 \rightarrow \infty$:

$$\frac{|k_1 \cos \theta_1|}{2} = \frac{|k_{3z}|}{\sqrt{k_{3x}^2 + k_{3y}^2 + k_{3z}^2}}, \tag{4.3}$$

(see figure 1b). In addition, we study the process of wave confluence

$$\mathbf{k}_1 + \mathbf{k}_2 \rightarrow \mathbf{k}_3. \tag{4.4}$$

In figure 2, we plot the corresponding resonance surface that is obtained similarly to the equation (4.2) relation for the process (4.4). The confluence resonance surface remains finite in \mathbf{k} -space and grows in size when θ_1 tends to $\pi/2$.

5. Decay instability

The decay process $\mathbf{k}_1 \rightarrow \mathbf{k}_2 + \mathbf{k}_3$, which is allowed by the dispersion law (1.1), leads to instability of the inertial waves with respect to weak perturbations. In the general weakly nonlinear wave system with the decay-type dispersion law, the perturbations grow exponentially in the initial (linear) stage of this decay instability (see, e.g. Zakharov *et al.* 1992). Consider at $t=0$ the primary wave of amplitude A_{k_1} and secondary waves of small amplitudes A_{k_2} and A_{k_3} playing the role of perturbations:

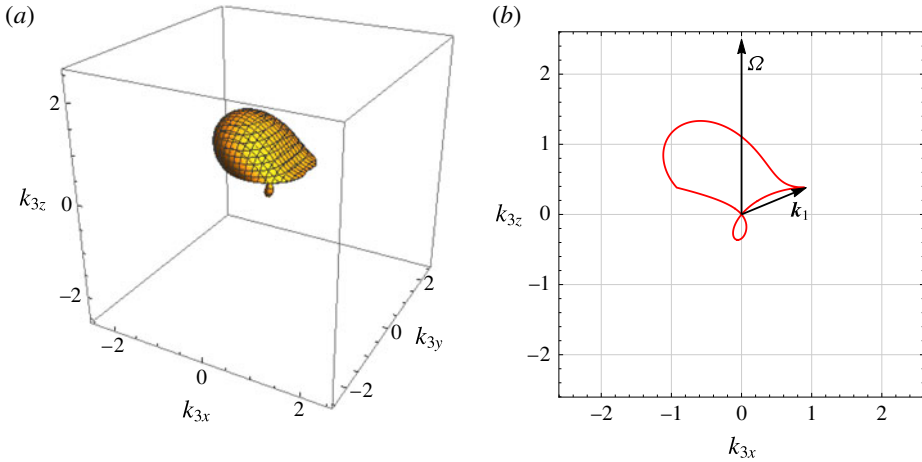


FIGURE 2. (Colour online) (a) The resonance surface of wave vector \mathbf{k}_3 for the confluence process $\mathbf{k}_1 + \mathbf{k}_2 \rightarrow \mathbf{k}_3$. The primary wave vector $\mathbf{k}_1 = (\sin(3\pi/8), 0, \cos(3\pi/8))$. (b) The cut of this surface (resonance curve) along the $k_x k_z$ -plane.

$A_{k_1}(0) \gg \max(|A_{k_2}(0)|, |A_{k_3}(0)|)$. Then, according to the well-known theory (see, e.g. § 1 in L'vov (1994)), the amplitudes of the secondary waves grow with time t as

$$A_{k_{2,3}}(t) = A_{k_{2,3}}(0) \exp(\lambda t), \tag{5.1}$$

during the linear stage of the decay instability (meanwhile $A_{k_1} \sim \text{const.}$). Here,

$$\lambda = \frac{i\Delta\omega_k}{2} + \gamma, \quad \Delta\omega_k \equiv \omega_{k_1} - \omega_{k_2} - \omega_{k_3}. \tag{5.2}$$

The growth rate of the decay instability

$$\gamma = \sqrt{4|V_{k_2k_3}^{k_1}|^2 |A_{k_1}|^2 - \frac{\Delta\omega_k^2}{4}}, \tag{5.3}$$

is localized in the layer (in \mathbf{k} -space) of thickness $8|V_{k_2k_3}^{k_1}|^2 |A_k(0)|^2$ near the resonance surface $\Delta\omega_k = 0$ (4.2), where it reaches the maximum value:

$$\gamma_{max} = 2|V_{k_2k_3}^{k_1}| |A_k(0)|. \tag{5.4}$$

In this section, we study the absolute value of the three-wave decay amplitude $|V_{k_2k_3}^{k_1}|$ (3.27) at the resonance surface (4.2), which is sufficient to describe the main features of the instability growth rate behaviour. In figure 3, we present the typical examples of a resonance surface, coloured according to the value of $|V_{k_2k_3}^{k_1}|$.

We find that the decay amplitude has a non-zero value on the infinite branches of the resonance surface (see the figure 3). Thus, decay instability appears even for short-wave perturbations up to the dissipative threshold. We calculate the short-wave asymptotic expression of the decay amplitude $V_{k_2k_3}^{k_1}$ on the upper infinite branch of the

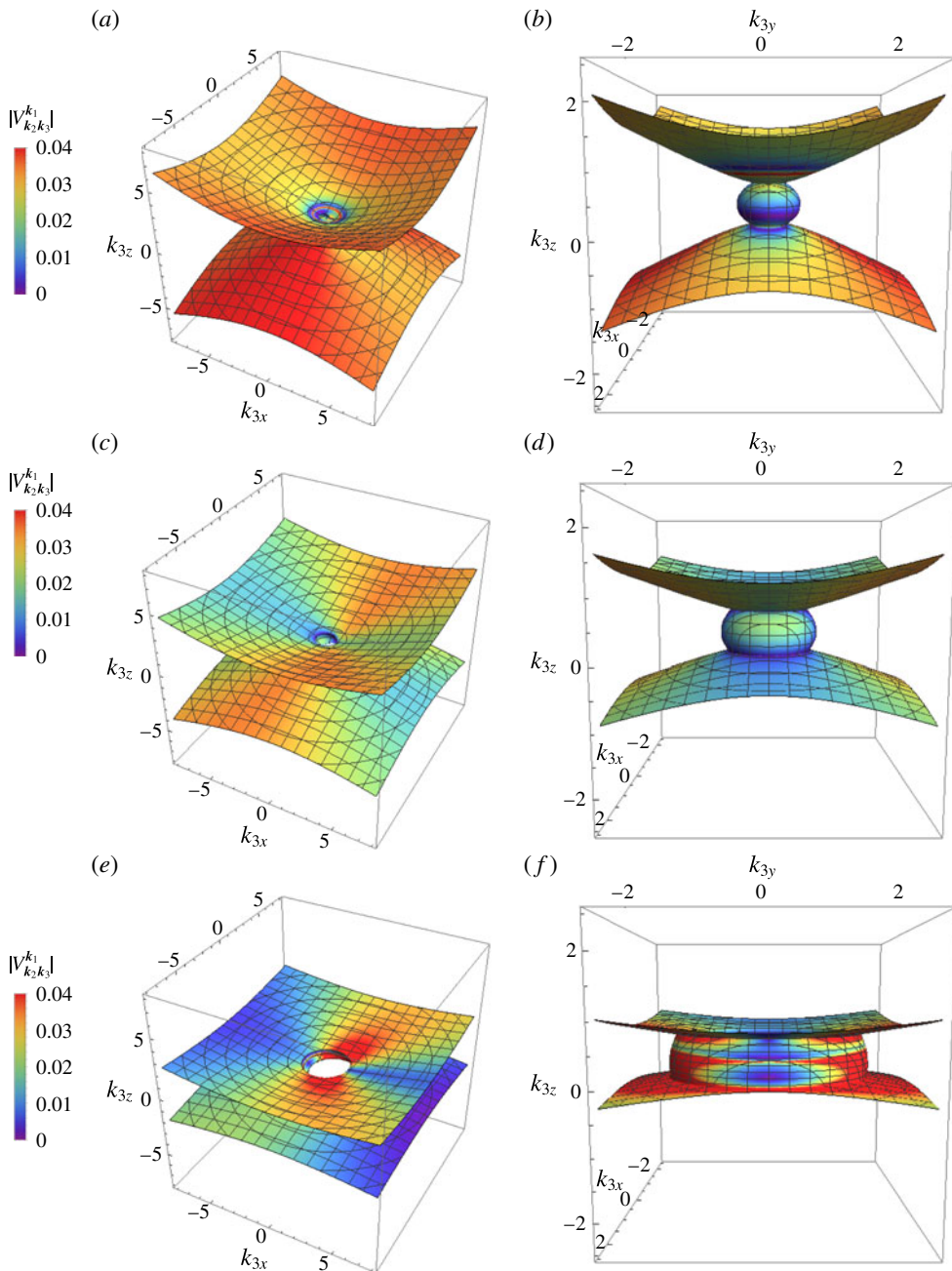


FIGURE 3. (Colour online) The resonance surface of the wave vector \mathbf{k}_3 for the decay process $\mathbf{k}_1 \rightarrow \mathbf{k}_2 + \mathbf{k}_3$, coloured according to the value of $|V_{\mathbf{k}_2\mathbf{k}_3}^{\mathbf{k}_1}|$. (a,b) $\mathbf{k}_1 = (\sin(3\pi/8), 0, \cos(3\pi/8))$, (c,d) $\mathbf{k}_1 = (\sin(\pi/4), 0, \cos(\pi/4))$, (e,f) $\mathbf{k}_1 = (\sin(\pi/8), 0, \cos(\pi/8))$. (a,c,e) and (b,d,f) Show the same surface at different scales and from different view points.

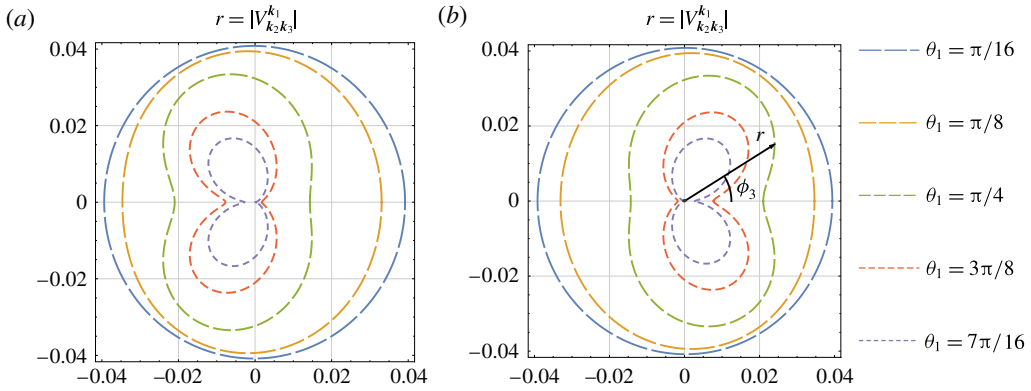


FIGURE 4. (Colour online) The polar diagram for the short-wave asymptotics (5.5) of the amplitude $|V_{k_2 k_3}^{k_1}(\varphi_3)|$ on the resonance surface. The primary wave vector $\mathbf{k}_1 = (\sin \theta_1, 0, \cos \theta_1)$. The amplitude at a certain angle φ_3 is given by the length of the corresponding radius vector. (a) Corresponds to the lower branch of the resonance surface; (b) corresponds to the upper branch.

resonance surface (i.e. at $k_3 \rightarrow \infty$ and $\omega_{k_1} = \omega_{k_2} + \omega_{k_3}$) using equations (3.27), (4.1), (4.2), (4.3):

$$\begin{aligned}
 V_{k_2 k_3}^{k_1}(\varphi_3) \approx & \frac{i\sqrt{2\Omega}}{(2\pi)^{3/2}} \left\{ -\frac{1}{4} \sqrt{\frac{\omega_{k_1}}{\Omega}} \sin \varphi_3 \cos \varphi_3 \sin \theta_1 \left(1 + \frac{5}{16} \frac{\omega_{k_1}^2}{\Omega^2} \right) \right. \\
 & - \frac{1}{2} \sqrt{\frac{\Omega}{\omega_{k_1}}} \frac{\sin \varphi_3 \cos \theta_1}{\sqrt{1 - \omega_{k_1}^2/16\Omega^2}} \left(1 - \frac{11}{16} \frac{\omega_{k_1}^2}{\Omega^2} + \frac{5}{128} \frac{\omega_{k_1}^4}{\Omega^4} \right) \\
 & - \frac{3i}{16} \left(\frac{\omega_{k_1}}{\Omega} \right)^{3/2} \sqrt{1 - \frac{\omega_{k_1}^2}{4\Omega^2}} \sin^2 \varphi_3 + \frac{i}{2} \left(\frac{\omega_{k_1}}{4\Omega} \sin \theta_1 \cos \varphi_3 - \sqrt{1 - \frac{\omega_{k_1}^2}{16\Omega^2}} \cos \theta_1 \right) \\
 & \times \left[\frac{3}{2} \sqrt{\frac{\omega_{k_1}}{\Omega}} \cos \varphi_3 - \sqrt{\frac{\Omega}{\omega_{k_1}}} \left(1 - \frac{\omega_{k_1}^2}{16\Omega^2} \right) \right. \\
 & \left. \left. \times \left(\frac{\omega_{k_1}}{\Omega} \sqrt{1 - \frac{\omega_{k_1}^2}{16\Omega^2}} \cos \varphi_3 - \cos \theta_1 \sin \theta_1 \right) \right] \right\}. \tag{5.5}
 \end{aligned}$$

The short-wave asymptotics for the lower infinite branch of the resonance surface can be obtained from the expression (5.5) by the transformation $\varphi_3 \rightarrow \varphi_3 + \pi$. In figure 4, we present the angular dependence of the asymptotic (5.5) for different values of the primary vector \mathbf{k}_1 . As one can see, the growth rate has asymptotically constant value, depending only on polar angle. This means that the discussed problem is well posed even in the theory without dissipation. The short-wave asymptotic is almost isotropic around the rotational axes $\boldsymbol{\Omega} \parallel \hat{z}$ when the direction of \mathbf{k}_1 is close to the xy -plane (i.e. the energy of the primary wave is low). In the opposite limit – when the primary wave propagates almost parallel to the rotational axes – the short-wave

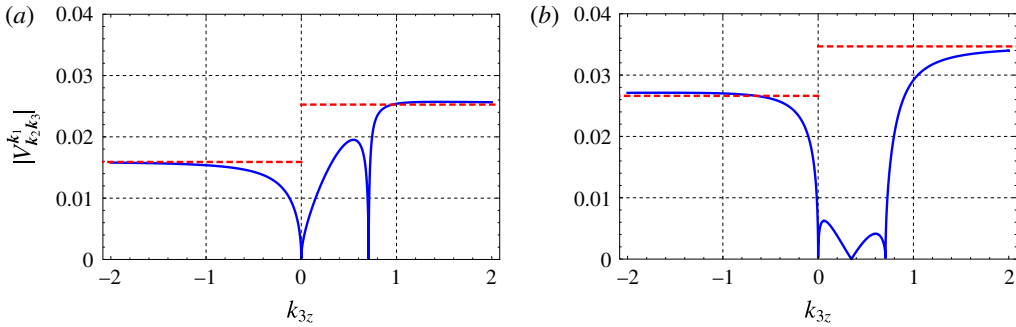


FIGURE 5. (Colour online) The behaviour of the amplitude $|V_{k_2 k_3}^{k_1}|$ (blue solid lines) on the resonance curve as a function of k_{3z} . The primary wave vector $\mathbf{k}_1 = (\sin(\pi/4), 0, \cos(\pi/4))$. (a) The resonance curve at $\varphi_1 = \pi/8$. The amplitude has a local maximum at the middle branch of the resonance curve and a minimum at the point where one branch of the resonance curve changes to another; then, it approaches to the short-wave asymptotic (5.5) (red dotted lines). (b) The resonance curve at $\varphi_1 = 3\pi/8$. The growth rate has two local maxima and one minimum in the middle branch of the resonance curve. Again, the short-wave asymptotic (5.5) is represented by the red dotted curve.

asymptotic is anisotropic with maxima near $\varphi_3 = \pi/4; 3\pi/4$, but its characteristic amplitude decreases.

Figure 1 demonstrates that the right ($k_{3x} > 0$) and left ($k_{3x} < 0$) parts of the decay resonance curve can be represented as a single-valued function of k_{3z} . This enables us to plot the values of the amplitude (3.27) on the resonance curve as a function of one variable – see figure 5.

As we will discuss in the next section, the anisotropic case, when $k_z \ll k_\perp$, plays a central role in the statistical behaviour of inertial waves. Such waves, propagating predominantly in the \mathbf{k}_\perp -direction, have low energy and frequency, according to the dispersion law (1.1). Here, we find the following asymptotics for the amplitude $V_{k_2 k_3}^{k_1}$ in this small frequency limit (i.e. at $k_z \ll k_\perp$):

$$V_{k_2 k_3}^{k_1} \approx \frac{i}{16\pi^{3/2}} \frac{S_{k_2 k_3}}{k_{1\perp} k_{2\perp} k_{3\perp} \sqrt{\omega_{k_1} \omega_{k_2} \omega_{k_3}}} \times [\omega_{k_1}^2 (k_{3\perp}^2 - k_{2\perp}^2) + \omega_{k_2}^2 (k_{1\perp}^2 - k_{3\perp}^2) - \omega_{k_3}^2 (k_{1\perp}^2 - k_{2\perp}^2)]. \quad (5.6)$$

The asymptotic (5.6), as a function of \mathbf{k}_3 , is valid not only in the short-wave limit but for any point of the small-frequency resonance surface. As was found by Bayly (1986), the addition of weak ellipticity to the circular flow of the fluid leads to excitation of parametric inertial waves with maximum growth rate at angles θ_p , satisfying the condition $|\cos \theta_p| = 1/2$ (see also the conclusion section). In figure 6 we demonstrate how the small-frequency asymptotic (5.6) works at small frequencies and in the especially important case where $\theta = \theta_p = \pi/3$. We find that in the first case, the asymptotics (5.6) perfectly describe the three-wave interaction processes on the whole resonance surface and can be used instead of the cumbersome exact expression (3.27). Meanwhile, for the latter case, the small-frequency asymptotics (5.6) work well only in the middle branch of the resonance surface.

The presented study of the instability growth rate is in agreement with the results of Bordes *et al.* (2012), where the particular two-dimensional case (i.e. when $\mathbf{k}_1, \mathbf{k}_2$

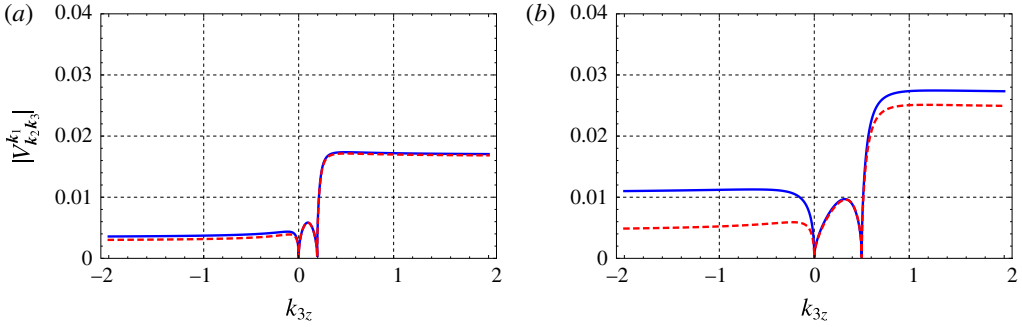


FIGURE 6. (Colour online) Comparison of the exact amplitude $|V_{k_2 k_3}^{k_1}|$ given by (3.27) (blue solid lines) and its small-frequency asymptotics given by (5.6) (red dashed lines). The resonance curves are presented for $\varphi_1 = \pi/4$. (a) The primary wave vector $\mathbf{k}_1 = (\sin(7\pi/16), 0, \cos(7\pi/16))$. (b) $\mathbf{k}_1 = (\sin \theta_p, 0, \cos \theta_p)$.

and \mathbf{k}_3 lie in one plane) was studied experimentally and theoretically (using the helical modes decomposition approach). In particular, the non-zero values of the growth rate in the short-wave limit were also studied. Here, we provide a more detailed description of the growth rate in the whole \mathbf{k} -space, which we believe will be useful for the future experimental and numerical works devoted to the three-wave interactions of inertial waves.

6. Turbulent cascade of the inertial waves

Secondary waves, created as a result of the decay instability of the primary waves, are also unstable with respect to the same process (1.3a). Thus, one can expect that this multi-level decay instability will result in the formation of some type of energy cascade from the large scale toward the small scale, as in usual homogeneous turbulence. The energy spectrum in the inertial range (i.e. at intermediate scale) of the cascade can be found from the well-known kinetic equation, which for three-wave processes has the following form:

$$\frac{\partial n(\mathbf{k}_1, t)}{\partial t} = \pi \int [|V_{k_2 k_3}^{k_1}|^2 N_{k_2 k_3}^{k_1} \delta_{k_1 - k_2 - k_3} \delta_{\omega_{k_1} - \omega_{k_2} - \omega_{k_3}} + 2 |V_{k_1 k_3}^{k_2}|^2 N_{k_1 k_3}^{k_2} \delta_{k_2 - k_1 - k_3} \delta_{\omega_{k_2} - \omega_{k_1} - \omega_{k_3}}] d\mathbf{k}_2 d\mathbf{k}_3. \tag{6.1}$$

Here

$$N_{k_2 k_3}^{k_1} = n_{k_2} n_{k_3} - n_{k_1} (n_{k_2} + n_{k_3}), \tag{6.2}$$

and n_k is the wave density in \mathbf{k} -space. The solution of the kinetic (6.1) can be found only in particular cases, when both matrix elements and the eigen-frequency have some scaling properties (see the book Zakharov *et al.* (1992)). Unfortunately, this is not the case for inertial waves in rotating fluid.

However, it is well established that the statistical behaviour of inertial waves in rapidly rotating fluids is highly anisotropic (see, for instance, Galtier (2003), Sen *et al.* (2012) or the book of Nazarenko (2011) and references therein). The dispersion law (1.1) leads to the formation of an energy cascade predominantly in the \mathbf{k}_\perp direction, when the wave frequencies are small and our simple asymptotic

(5.6) is valid. Under this approximation, the dispersion law and interaction amplitude become scale invariant with respect to scaling of k_z and k_\perp :

$$\omega_{\mathbf{k}} = 2\Omega \frac{k_z}{k_\perp}, \quad V_{k_1 k_3}^{k_2} \sim \sqrt{\Omega k_z k_\perp}. \quad (6.3a,b)$$

As was discovered by Kuznetsov (1972), in such cases one can find anisotropic solutions of the kinetic equation. The result is that for the scaling, given by (6.3), stationary solutions of the kinetic equation, corresponding to the constant densities of the energy flux \mathcal{P}_1 and momentum flux \mathcal{P}_2 along the \hat{z} direction, can be found as

$$\mathcal{E}_1(\mathbf{k}) \equiv \mathcal{P}_1^{1/2} k_z^{-1/2} k_\perp^{-7/2}, \quad \mathcal{E}_2(\mathbf{k}) \equiv \mathcal{P}_2^{1/2} k_z^{-1/2} k_\perp^{-4}. \quad (6.4a,b)$$

These anisotropic weak turbulent energy spectra were first identified by Galtier (2003) using the helical modes decomposition approach. Here, we present spectra not averaged by the azimuth angle φ , which explains the difference in the power laws of (6.4) and the paper of Galtier (2003).

7. Conclusion

In this work, we developed the complete Hamiltonian formalism for inertial waves in rotating fluid. Namely, we suggest Hamiltonian variables for the velocity field and found all terms of the exact Hamiltonian, which consist of linear (diagonal), three- and four-wave interaction parts. In the important case of rapid rotation, the four-wave interaction term has second-order accuracy by the Rossby number, so the dynamics of the inertial waves is mostly determined by the first-order three-wave interaction processes. Special attention was paid to the process of wave decay $\mathbf{k}_1 \rightarrow \mathbf{k}_2 + \mathbf{k}_3$, which is responsible for the decay instability and plays a central role in the dynamics of inertial waves and the formation of anisotropic wave turbulence spectra. We discussed the geometry of the resonance surface for three-wave interactions, which has a highly non-trivial form with short-wave infinite branches. Then, we studied the behaviour of the increased decay instability on the whole three-dimensional resonance surface. In addition, we calculated several key asymptotics of the three-wave matrix element to improve the understanding of the main characteristics of the decay instability, which is useful for future studies. We believe that the newly identified features can be observed in numerical simulations and natural experiments, such as those presented in the works of Bordes *et al.* (2012) and di Leoni *et al.* (2016).

The structure of the decay instability growth rate on the resonance surface can be straightforwardly observed in numerical simulations on a discrete grid (see, e.g. the work of Dyachenko, Korotkevich & Zakharov (2003) devoted to decay of capillary waves and the recent paper Korotkevich, Dyachenko & Zakharov (2016)); meanwhile, such research of separate waves dynamics becomes non-trivial in natural experiments. The recently developed experimental method to study the dynamics of internal waves in a stratified fluid is a promising tool that can also be applied to inertial waves (Scolan, Ermanyuk & Dauxois 2013; Brouzet *et al.* 2016). Indeed, this approach is based on the reflection (from the rigid boundary) properties of the internal waves, making it possible to focus them in a wave attractor area using a special trapezoid configuration of the experimental fluid tank (Maas *et al.* 1997). The reflection properties of internal waves are determined by the following dispersion law: $\omega_{\mathbf{k}} = \omega_0 |\sin \theta_{\mathbf{k}}|$. Here, the constant ω_0 is the so-called buoyancy frequency and $\theta_{\mathbf{k}}$ is the angle between the wave vector and the direction of stratification (see, e.g.

Phillips (1966)). The dispersion law (1.1) determines the analogous wave reflection properties, enabling the creation of experimental wave attractors for inertial waves in rotating fluid (see also the discussion in Brouzet *et al.* (2016)).

Although internal and inertial waves have similar dispersion laws, their physical properties have significant differences. For example, consider the small-frequency limit, which plays the key role in the formation of the energy cascade for a rapidly rotating fluid (see the previous section), as well as for a strongly stratified fluid. The latter enables the existence of important non-propagating modes escaping the wave regime. In the linear limit, the whole toroidal mode of motion is non-propagating, thereby not affected by internal gravity waves. Thus, the turbulent behaviour of the strongly stratified fluid is defined by the coexistence of the internal wave motions and the non-propagating modes (see chapters 4 and 7 in the monograph of Sagaut & Cambon (2008), where a detailed comparison of rapidly rotating and strongly stratified fluid was presented). In a rapidly rotating fluid, the two-dimensional non-propagating modes appear only as a singular limit when $k_z = 0$, in accordance with Taylor–Proudman theorem, and can thus be excluded from wave turbulence theory. Moreover, the Hamiltonian formalism for a stratified fluid is based on another pair of Clebsch variables, the velocity potential and a special functional of the fluid density and the Montgomery potential, so the matrix elements have a different structure (see the papers of L'vov & Tabak 2001; L'vov *et al.* 2004).

Our study of the turbulent cascade confirmed the results previously obtained in the frame of helical mode decomposition (Galtier 2003, 2014). However, the presented kinetic equation (6.1) enables further study. For example, the hypothesis of the local nature for the rotating turbulence should be verified by studying the convergence of the integral of collisions. Additionally, more general solutions of the kinetic equation (6.1) can be obtained numerically.

At first sight, in the case of rapid rotation, the four-wave interactions can be considered only to obtain more accurate predictions. However, such interactions play the central role in the so-called parametric wave turbulence. The corresponding theory was introduced by Zakharov, L'vov and Starobinets for spin waves in the paper of Zakharov, L'vov & Starobinets 1971 and was then developed in detail for general Hamiltonian systems (see the book of L'vov (1994)). Waves excited by pairs as a result of parametric instability conserve their phase correlation in four-wave interaction processes. This leads to the special phase mechanism of wave amplitude saturation in the turbulent state. As previously mentioned, for inertial waves, the role of parametric pumping can result in weak ellipticity of the flow. The suggested Hamiltonian formalism for circular flow can be easily generalized to the weakly elliptic case, which enables the use of the presented results for the future development of parametric wave turbulence theory for inertial waves.

Acknowledgements

The work in §§ 4 and 5 was performed with support from the Russian Science Foundation (grand no. 14-22-00174). A.G. is also grateful for the support of the RFBR (grant no. 16-31-60086 mol_a_dk). The authors thank the reviewers for providing constructive comments and suggestions on earlier versions of the manuscript.

Appendix A

Note that we use prime symbols here to distinguish the rotating reference frame from the inertial frame. In the main text of the manuscript, these primes are omitted.

A.1. Hamiltonian description of fluid in the rotating reference frame

The conventional Clebsch representation of the velocity field \mathbf{v} for the Euler equations

$$\partial_t \mathbf{v} + (\mathbf{v} \cdot \nabla) \mathbf{v} = -\nabla p, \tag{A 1a}$$

$$\nabla \cdot \mathbf{v} = 0, \tag{A 1b}$$

has the following form (see, e.g. Lamb 1945 or Zakharov *et al.* 1992):

$$\mathbf{v} = \lambda \nabla \mu + \nabla \Phi. \tag{A 2}$$

Considering the continuity equation (A 1b), we can rewrite (A 2) using the transverse projector (3.2) as

$$\mathbf{v} = \widehat{\mathbf{P}} \cdot (\lambda \nabla \mu), \tag{A 3}$$

(see also the second chapter in (Sagaut & Cambon 2008) concerning the use of projection operators). To find an analogue of this representation for a rotating fluid (i.e. for (2.1)), we consider a change of frame as the following transformation of variables:

$$\lambda(\mathbf{r}, t) \rightarrow \lambda'(\mathbf{r}', t) \equiv \lambda'[t, \widehat{\mathcal{R}}(t) \cdot \mathbf{r}'], \tag{A 4a}$$

$$\mu(\mathbf{r}, t) \rightarrow \mu'(\mathbf{r}', t) \equiv \mu'[t, \widehat{\mathcal{R}}(t) \cdot \mathbf{r}']. \tag{A 4b}$$

Here, \mathbf{r}' is the position vector in the new (rotating with angular velocity $\boldsymbol{\Omega} \parallel \widehat{\mathbf{z}}$) reference frame, while $\mathbf{r} = \widehat{\mathcal{R}}(t) \cdot \mathbf{r}'$ corresponds to the initial inertial frame. The transformation matrix $\widehat{\mathcal{R}}(t)$ in our case is given by

$$\widehat{\mathcal{R}}(t) = \begin{pmatrix} \cos \Omega t & -\sin \Omega t & 0 \\ \sin \Omega t & \cos \Omega t & 0 \\ 0 & 0 & 1 \end{pmatrix}. \tag{A 5}$$

The transformation of variables (A 4) is not canonical: new fields λ' , μ' obey the equations of motion (see (3.5)) with a different Hamiltonian:

$$\mathcal{H}' \equiv \mathcal{H} - \int (\boldsymbol{\Omega} \times \mathbf{r}') \cdot (\lambda' \nabla \mu') \, d\mathbf{r}'. \tag{A 6}$$

Here, the gradient $\nabla \equiv \partial/\partial \mathbf{r}'$ is defined for the rotating reference frame. The main Hamiltonian \mathcal{H} in the new coordinates has the same form as in the inertial frame (3.6), which can be explained as follows. The Jacobian of the transformation $\mathbf{r}' \rightarrow \mathbf{r}$ is unity. $\det \widehat{\mathcal{R}}(t) = 1$ and the operators ∇ and $\widehat{\mathbf{P}}$ are instantaneous, so their isotropic scalar combinations do not change under rotation.

The term $(\boldsymbol{\Omega} \times \mathbf{r})$ in (A 6) is not divergent. Thus, by adding the constant $(\int |(\boldsymbol{\Omega} \times \mathbf{r})|^2 \, d\mathbf{r})/2$ to the equation (A 6), we can write the Hamiltonian in the rotating frame as

$$\mathcal{H}' = \int \frac{1}{2} |\mathbf{v}'|^2 \, d\mathbf{r}', \tag{A 7}$$

where

$$\mathbf{v}' \equiv \widehat{\mathbf{P}} \cdot (\lambda' \nabla \mu') - (\boldsymbol{\Omega} \times \mathbf{r}'). \tag{A 8}$$

Again, the operators $(\widehat{\mathbf{P}}$ and $\nabla)$ act on the variable \mathbf{r}' . The new field \mathbf{v}' in the equation (A 8) is simply the velocity of fluid in the rotating frame; thus, the only difference between Hamiltonian approaches in the inertial and rotating frames is the form of the Clebsch transformation – compare (A 3) and (A 8).

A.2. Clebsch representation of the velocity field in the rotating reference frame

First, we consider the fluid rotating as a whole with angular velocity $\Omega \parallel \hat{z}$. In the inertial frame, such basic circular flow \mathbf{v}_0 can be presented as

$$\mathbf{v}_0 = (\Omega \times \mathbf{r}) = -\hat{x}\Omega y + \hat{y}\Omega x. \tag{A 9}$$

The Clebsch fields λ_0 and μ_0 for the basic flow \mathbf{v}_0 and the corresponding potential Φ_0 satisfying equation

$$\mathbf{v}_0 = \lambda_0 \nabla \mu_0 + \nabla \Phi_0, \tag{A 10}$$

can be found in different forms (see the discussion in § 3.1). We suggest the simplest form, which can be obtained for the linear dependence of λ_0, μ_0 on coordinates \mathbf{r} :

$$\lambda_0 = \boldsymbol{\rho}_\lambda \cdot \mathbf{r} = \rho_{\lambda x}x + \rho_{\lambda y}y, \tag{A 11a}$$

$$\mu_0 = \boldsymbol{\rho}_\mu \cdot \mathbf{r} = \rho_{\mu x}x + \rho_{\mu y}y. \tag{A 11b}$$

Here, $\boldsymbol{\rho}_{\lambda,\mu} = \rho_{\lambda,\mu x}\hat{x} + \rho_{\lambda,\mu y}\hat{y}$ are time-dependent vectors. Then, for the potential Φ_0 , we obtain a couple of equations:

$$\partial_x \Phi_0 = -\rho_{\mu x} \boldsymbol{\rho}_\lambda \cdot \mathbf{r}, \tag{A 12a}$$

$$\partial_y \Phi_0 = -\rho_{\mu y} \boldsymbol{\rho}_\lambda \cdot \mathbf{r}. \tag{A 12b}$$

The compatibility condition for (A 12) $\partial_x \partial_y \Phi_0 = \partial_y \partial_x \Phi_0$ gives only the one restriction to the possible choice of vectors $\boldsymbol{\rho}_{\lambda,\mu}$:

$$\rho_{\lambda x} \rho_{\mu y} - \rho_{\lambda y} \rho_{\mu x} = 2\Omega. \tag{A 13}$$

Then, the potential Φ_0 can be found as

$$\Phi_0 = -\frac{1}{2} \lambda_0 \mu_0. \tag{A 14}$$

Note that the left-hand side of equation (A 13) is simply the determinant of the transformation (A 11) from x, y to λ, μ . Thus, the transformation (A 11) is always non-degenerate and can be inverted as

$$x = \frac{1}{2\Omega} (\rho_{\mu y} \lambda_0 - \rho_{\lambda y} \mu_0), \tag{A 15a}$$

$$y = \frac{1}{2\Omega} (-\rho_{\mu x} \lambda_0 + \rho_{\lambda x} \mu_0). \tag{A 15b}$$

It is convenient to choose λ_0 and μ_0 as time-dependent rotating vectors, which will be stationary in the new rotating frame:

$$\boldsymbol{\rho}_\lambda = \sqrt{2\Omega} (\hat{x} \cos \Omega t + \hat{y} \sin \Omega t), \tag{A 16a}$$

$$\boldsymbol{\rho}_\mu = \sqrt{2\Omega} (-\hat{x} \sin \Omega t + \hat{y} \cos \Omega t). \tag{A 16b}$$

$\boldsymbol{\rho}_\lambda$ and $\boldsymbol{\rho}_\mu$ are directed along \hat{x}' and \hat{y}' , respectively. Then, in the rotating reference frame, the Clebsch variables for basic flow (A 9) are given by

$$\lambda'_0 = \sqrt{2\Omega} x', \quad \mu'_0 = \sqrt{2\Omega} y'. \tag{A 17a,b}$$

In this work, we study only the weak velocity perturbations on the background of the basic circular flow (A 9). Thus, it is convenient to introduce deviations $\tilde{\lambda}' \equiv \lambda' - \lambda'_0$ and $\tilde{\mu}' \equiv \mu' - \mu'_0$ of the real flow from the basic flow. In the rotating reference frame, the basic flow velocity \mathbf{v}'_0 is obviously zero; however, it is useful to formally consider the expression for velocity perturbation $\tilde{\mathbf{v}}' \equiv \mathbf{v}' - \mathbf{v}'_0$ and to verify that

$$\tilde{\mathbf{v}}' = \hat{\mathbf{P}} \cdot (\lambda' \nabla \mu') - \hat{\mathbf{P}} \cdot (\lambda'_0 \nabla \mu'_0) = \hat{\mathbf{P}} \cdot [\sqrt{2\Omega} (\tilde{\lambda}' \tilde{\mathbf{y}}' - \tilde{\mu}' \tilde{\mathbf{x}}') + \tilde{\lambda}' \nabla \tilde{\mu}']. \tag{A 18}$$

The last equality in the expression (A 18) can be verified using equation (A 17) and the property of the projector operator to cancel the full gradient of an arbitrary function. The canonically conjugated fields $\tilde{\lambda}'$ and $\tilde{\mu}'$ obey the usual equations of motion (3.5). Thus, omitting all the primes and tildes, we prove the velocity representations (3.1) and (3.3), which we introduced at the beginning of the paper.

A.3. Coefficients of the interaction Hamiltonian

Here, we present exact expressions for the amplitudes of the interaction part of the Hamiltonian \mathcal{H}_{int} , which were discussed in § 3.4. First, we write the amplitude for the three-wave process $\mathbf{k}_1 + \mathbf{k}_2 + \mathbf{k}_3 \rightarrow 0$:

$$\begin{aligned} U_{\mathbf{k}_1 \mathbf{k}_2 \mathbf{k}_3} = & -\frac{3i\sqrt{2\Omega}}{(2\pi)^3 k_{1\perp} k_{2\perp} k_{3\perp}} \left\{ -\sqrt{\frac{\Omega^3}{\omega_{k_1} \omega_{k_2} \omega_{k_3}}} F_{\mathbf{k}_2 \mathbf{k}_3}^{k_1} S_{\mathbf{k}_3 \mathbf{k}_2} + \frac{i}{8} \sqrt{\frac{\omega_{k_1} \omega_{k_2} \omega_{k_3}}{\Omega^3}} S_{\mathbf{k}_3 \mathbf{k}_2} \right. \\ & + \frac{1}{4} \sqrt{\frac{\omega_{k_2} \omega_{k_3}}{\Omega \omega_{k_1}}} F_{\mathbf{k}_2 \mathbf{k}_3}^{k_1} S_{\mathbf{k}_3 \mathbf{k}_2} - \frac{i}{2} \sqrt{\frac{\Omega \omega_{k_1}}{\omega_{k_2} \omega_{k_3}}} S_{\mathbf{k}_3 \mathbf{k}_2}^2 - \frac{i}{2} \sqrt{\frac{\Omega \omega_{k_3}}{\omega_{k_1} \omega_{k_2}}} F_{\mathbf{k}_2 \mathbf{k}_3}^{k_1} (\mathbf{k}_{2\perp} \cdot \mathbf{k}_{3\perp}) \\ & + \frac{i}{2} \sqrt{\frac{\Omega \omega_{k_2}}{\omega_{k_1} \omega_{k_3}}} F_{\mathbf{k}_2 \mathbf{k}_3}^{k_1} (\mathbf{k}_{2\perp} \cdot \mathbf{k}_{3\perp}) + \frac{1}{4} \sqrt{\frac{\omega_{k_1} \omega_{k_3}}{\Omega \omega_{k_2}}} S_{\mathbf{k}_3 \mathbf{k}_2} (\mathbf{k}_{2\perp} \cdot \mathbf{k}_{3\perp}) \\ & \left. - \frac{1}{4} \sqrt{\frac{\omega_{k_1} \omega_{k_2}}{\Omega \omega_{k_3}}} S_{\mathbf{k}_3 \mathbf{k}_2} (\mathbf{k}_{2\perp} \cdot \mathbf{k}_{3\perp}) \right\}. \tag{A 19} \end{aligned}$$

Then, we present amplitudes for all possible four-wave processes, such as $\mathbf{k}_1 + \mathbf{k}_2 + \mathbf{k}_3 \rightarrow \mathbf{k}_4$:

$$\begin{aligned} G_{\mathbf{k}_1}^{k_2 k_3 k_4} = & \frac{1}{(2\pi)^3 k_{1\perp} k_{2\perp} k_{3\perp} k_{4\perp}} \\ & \times \left\{ \left(\sqrt{\frac{\Omega^4}{\omega_{k_1} \omega_{k_2} \omega_{k_3} \omega_{k_4}}} - \frac{1}{16} \sqrt{\frac{\omega_{k_1} \omega_{k_2} \omega_{k_3} \omega_{k_4}}{\Omega^4}} \right) (S_{\mathbf{k}_1 k_4} S_{\mathbf{k}_3 k_2} \mathcal{Q}_{-\mathbf{k}_1, k_4}^{k_3, k_2} + S_{\mathbf{k}_1 k_3} S_{\mathbf{k}_2 k_4} \mathcal{Q}_{\mathbf{k}_3, -\mathbf{k}_1}^{k_4, k_2}) \right. \\ & - \frac{1}{4} \left(\sqrt{\frac{\omega_{k_1} \omega_{k_2}}{\omega_{k_3} \omega_{k_4}}} - \sqrt{\frac{\omega_{k_3} \omega_{k_4}}{\omega_{k_1} \omega_{k_2}}} \right) \\ & \times ((\mathbf{k}_{1\perp} \cdot \mathbf{k}_{4\perp})(\mathbf{k}_{2\perp} \cdot \mathbf{k}_{3\perp}) \mathcal{Q}_{-\mathbf{k}_1, k_4}^{k_3, k_2} - (\mathbf{k}_{1\perp} \cdot \mathbf{k}_{3\perp})(\mathbf{k}_{2\perp} \cdot \mathbf{k}_{4\perp}) \mathcal{Q}_{\mathbf{k}_3, -\mathbf{k}_1}^{k_4, k_2}) \\ & + \frac{1}{4} \left(\sqrt{\frac{\omega_{k_1} \omega_{k_3}}{\omega_{k_2} \omega_{k_4}}} - \sqrt{\frac{\omega_{k_2} \omega_{k_4}}{\omega_{k_1} \omega_{k_3}}} \right) ((\mathbf{k}_{1\perp} \cdot \mathbf{k}_{4\perp})(\mathbf{k}_{2\perp} \cdot \mathbf{k}_{3\perp}) \mathcal{Q}_{-\mathbf{k}_1, k_4}^{k_3, k_2} + S_{\mathbf{k}_1 k_3} S_{\mathbf{k}_2 k_4} \mathcal{Q}_{\mathbf{k}_3, -\mathbf{k}_1}^{k_4, k_2}) \\ & \left. + \frac{1}{4} \left(\sqrt{\frac{\omega_{k_1} \omega_{k_4}}{\omega_{k_2} \omega_{k_3}}} - \sqrt{\frac{\omega_{k_2} \omega_{k_3}}{\omega_{k_1} \omega_{k_4}}} \right) [S_{\mathbf{k}_1 k_4} S_{\mathbf{k}_3 k_2} \mathcal{Q}_{-\mathbf{k}_1, k_4}^{k_3, k_2} - (\mathbf{k}_{1\perp} \cdot \mathbf{k}_{3\perp})(\mathbf{k}_{2\perp} \cdot \mathbf{k}_{4\perp}) \mathcal{Q}_{\mathbf{k}_3, -\mathbf{k}_1}^{k_4, k_2}] \right\} \end{aligned}$$

$$\begin{aligned}
 & + \frac{i}{2} \left(\sqrt{\frac{\Omega^2 \omega_{k_1}}{\omega_{k_2} \omega_{k_3} \omega_{k_4}}} - \frac{1}{4} \sqrt{\frac{\omega_{k_2} \omega_{k_3} \omega_{k_4}}{\Omega^2 \omega_{k_1}}} \right) \\
 & \times [S_{k_3 k_2}(\mathbf{k}_{1\perp} \cdot \mathbf{k}_{4\perp}) Q_{-k_1, k_4}^{k_3, k_2} - S_{k_4 k_2}(\mathbf{k}_{1\perp} \cdot \mathbf{k}_{3\perp}) Q_{k_3, -k_1}^{k_4, k_2}] \\
 & + \frac{i}{2} \left(\sqrt{\frac{\Omega^2 \omega_{k_2}}{\omega_{k_1} \omega_{k_3} \omega_{k_4}}} - \frac{1}{4} \sqrt{\frac{\omega_{k_1} \omega_{k_3} \omega_{k_4}}{\Omega^2 \omega_{k_2}}} \right) \\
 & \times [S_{k_1 k_4}(\mathbf{k}_{2\perp} \cdot \mathbf{k}_{3\perp}) Q_{-k_1, k_4}^{k_3, k_2} + S_{k_3 k_1}(\mathbf{k}_{2\perp} \cdot \mathbf{k}_{4\perp}) Q_{k_3, -k_1}^{k_4, k_2}] \\
 & - \frac{i}{2} \left(\sqrt{\frac{\Omega^2 \omega_{k_3}}{\omega_{k_1} \omega_{k_2} \omega_{k_4}}} - \frac{1}{4} \sqrt{\frac{\omega_{k_1} \omega_{k_2} \omega_{k_4}}{\Omega^2 \omega_{k_3}}} \right) \\
 & \times [S_{k_1 k_4}(\mathbf{k}_{2\perp} \cdot \mathbf{k}_{3\perp}) Q_{-k_1, k_4}^{k_3, k_2} + S_{k_4 k_2}(\mathbf{k}_{1\perp} \cdot \mathbf{k}_{3\perp}) Q_{k_3, -k_1}^{k_4, k_2}] \\
 & + \frac{i}{2} \left(\sqrt{\frac{\Omega^2 \omega_{k_4}}{\omega_{k_1} \omega_{k_2} \omega_{k_3}}} - \frac{1}{4} \sqrt{\frac{\omega_{k_1} \omega_{k_2} \omega_{k_3}}{\Omega^2 \omega_{k_4}}} \right) \\
 & \times [S_{k_3 k_2}(\mathbf{k}_{1\perp} \cdot \mathbf{k}_{4\perp}) Q_{-k_1, k_4}^{k_3, k_2} - S_{k_3 k_1}(\mathbf{k}_{2\perp} \cdot \mathbf{k}_{4\perp}) Q_{k_3, -k_1}^{k_4, k_2}] \Bigg\}; \tag{A 20}
 \end{aligned}$$

then $\mathbf{k}_1 + \mathbf{k}_2 + \mathbf{k}_3 + \mathbf{k}_4 \rightarrow 0$:

$$\begin{aligned}
 R_{k_1 k_2 k_3 k_4} & = -\frac{1}{(2\pi)^3} \frac{Q_{k_3 k_4}^{k_1 k_2}}{k_{1\perp} k_{2\perp} k_{3\perp} k_{4\perp}} \\
 & \times \left\{ \left(\sqrt{\frac{\Omega^4}{\omega_{k_1} \omega_{k_2} \omega_{k_3} \omega_{k_4}}} + \frac{1}{16} \sqrt{\frac{\omega_{k_1} \omega_{k_2} \omega_{k_3} \omega_{k_4}}{\Omega^4}} - \frac{1}{4} \sqrt{\frac{\omega_{k_1} \omega_{k_2}}{\omega_{k_3} \omega_{k_4}}} - \frac{1}{4} \sqrt{\frac{\omega_{k_3} \omega_{k_4}}{\omega_{k_1} \omega_{k_2}}} \right) S_{k_1 k_2} S_{k_3 k_4} \right. \\
 & + \frac{1}{4} \left(\sqrt{\frac{\omega_{k_1} \omega_{k_4}}{\omega_{k_2} \omega_{k_3}}} + \sqrt{\frac{\omega_{k_2} \omega_{k_3}}{\omega_{k_1} \omega_{k_4}}} - \sqrt{\frac{\omega_{k_1} \omega_{k_3}}{\omega_{k_2} \omega_{k_4}}} - \sqrt{\frac{\omega_{k_2} \omega_{k_4}}{\omega_{k_1} \omega_{k_3}}} \right) (\mathbf{k}_{1\perp} \cdot \mathbf{k}_{2\perp}) (\mathbf{k}_{3\perp} \cdot \mathbf{k}_{4\perp}) \\
 & + \frac{i}{2} \left(\sqrt{\frac{\Omega^2 \omega_{k_3}}{\omega_{k_1} \omega_{k_2} \omega_{k_4}}} - \sqrt{\frac{\Omega^2 \omega_{k_4}}{\omega_{k_1} \omega_{k_2} \omega_{k_3}}} \right) \\
 & + \frac{1}{4} \sqrt{\frac{\omega_{k_1} \omega_{k_2} \omega_{k_4}}{\Omega^2 \omega_{k_3}}} - \frac{1}{4} \sqrt{\frac{\omega_{k_1} \omega_{k_2} \omega_{k_3}}{\Omega^2 \omega_{k_4}}} \Bigg) S_{k_1 k_2} (\mathbf{k}_{3\perp} \cdot \mathbf{k}_{4\perp}) \\
 & + \frac{i}{2} \left(\sqrt{\frac{\Omega^2 \omega_{k_1}}{\omega_{k_2} \omega_{k_3} \omega_{k_4}}} - \sqrt{\frac{\Omega^2 \omega_{k_2}}{\omega_{k_1} \omega_{k_3} \omega_{k_4}}} \right) \\
 & + \frac{1}{4} \sqrt{\frac{\omega_{k_2} \omega_{k_3} \omega_{k_4}}{\Omega^2 \omega_{k_1}}} - \frac{1}{4} \sqrt{\frac{\omega_{k_1} \omega_{k_3} \omega_{k_4}}{\Omega^2 \omega_{k_2}}} \Bigg) S_{k_3 k_4} (\mathbf{k}_{1\perp} \cdot \mathbf{k}_{2\perp}) \Bigg\}; \tag{A 21}
 \end{aligned}$$

and finally for the process $\mathbf{k}_1 + \mathbf{k}_2 \rightarrow \mathbf{k}_3 + \mathbf{k}_4$:

$$\begin{aligned}
 W_{k_3 k_4}^{k_1 k_2} & = \frac{1}{(2\pi)^3 k_{1\perp} k_{2\perp} k_{3\perp} k_{4\perp}} \left\{ \left(\sqrt{\frac{\Omega^4}{\omega_{k_1} \omega_{k_2} \omega_{k_3} \omega_{k_4}}} + \frac{1}{16} \sqrt{\frac{\omega_{k_1} \omega_{k_2} \omega_{k_3} \omega_{k_4}}{\Omega^4}} \right) \right. \\
 & \times [S_{k_1 k_2} S_{k_3 k_4} Q_{k_3, k_4}^{k_1, k_2} + S_{k_1 k_4} S_{k_3 k_2} Q_{k_3, -k_2}^{k_1, -k_4} + S_{k_1 k_3} S_{k_2 k_4} Q_{-k_2, k_4}^{k_1, -k_3}]
 \end{aligned}$$

$$\begin{aligned}
 & -\frac{1}{4} \left(\sqrt{\frac{\omega_{k_1}\omega_{k_2}}{\omega_{k_3}\omega_{k_4}}} + \sqrt{\frac{\omega_{k_3}\omega_{k_4}}{\omega_{k_1}\omega_{k_2}}} \right) \\
 & \times [S_{k_1k_2}S_{k_3k_4}Q_{k_3,k_4}^{k_1,k_2} - (\mathbf{k}_{1\perp} \cdot \mathbf{k}_{4\perp})(\mathbf{k}_{2\perp} \cdot \mathbf{k}_{3\perp})Q_{k_3,-k_2}^{k_1,-k_4} + (\mathbf{k}_{1\perp} \cdot \mathbf{k}_{3\perp})(\mathbf{k}_{2\perp} \cdot \mathbf{k}_{4\perp})Q_{-k_2,k_4}^{k_1,-k_3}] \\
 & + \frac{1}{4} \left(\sqrt{\frac{\omega_{k_1}\omega_{k_3}}{\omega_{k_2}\omega_{k_4}}} + \sqrt{\frac{\omega_{k_2}\omega_{k_4}}{\omega_{k_1}\omega_{k_3}}} \right) \\
 & \times [(\mathbf{k}_{1\perp} \cdot \mathbf{k}_{2\perp})(\mathbf{k}_{3\perp} \cdot \mathbf{k}_{4\perp})Q_{k_3,k_4}^{k_1,k_2} + (\mathbf{k}_{1\perp} \cdot \mathbf{k}_{4\perp})(\mathbf{k}_{2\perp} \cdot \mathbf{k}_{3\perp})Q_{k_3,-k_2}^{k_1,-k_4} + S_{k_1k_3}S_{k_2k_4}Q_{-k_2,k_4}^{k_1,-k_3}] \\
 & - \frac{1}{4} \left(\sqrt{\frac{\omega_{k_1}\omega_{k_4}}{\omega_{k_2}\omega_{k_3}}} + \sqrt{\frac{\omega_{k_2}\omega_{k_3}}{\omega_{k_1}\omega_{k_4}}} \right) \\
 & \times [(\mathbf{k}_{1\perp} \cdot \mathbf{k}_{2\perp})(\mathbf{k}_{3\perp} \cdot \mathbf{k}_{4\perp})Q_{k_3,k_4}^{k_1,k_2} - S_{k_1k_4}S_{k_3k_2}Q_{k_3,-k_2}^{k_1,-k_4} + (\mathbf{k}_{1\perp} \cdot \mathbf{k}_{3\perp})(\mathbf{k}_{2\perp} \cdot \mathbf{k}_{4\perp})Q_{-k_2,k_4}^{k_1,-k_3}] \\
 & + \frac{i}{2} \left(\sqrt{\frac{\Omega^2\omega_{k_1}}{\omega_{k_2}\omega_{k_3}\omega_{k_4}}} + \frac{1}{4} \sqrt{\frac{\omega_{k_2}\omega_{k_3}\omega_{k_4}}{\Omega^2\omega_{k_1}}} \right) \\
 & \times [S_{k_3k_4}(\mathbf{k}_{1\perp} \cdot \mathbf{k}_{2\perp})Q_{k_3,k_4}^{k_1,k_2} + S_{k_3k_2}(\mathbf{k}_{1\perp} \cdot \mathbf{k}_{4\perp})Q_{k_3,-k_2}^{k_1,-k_4}] \\
 & - \frac{i}{2} \left(\sqrt{\frac{\Omega^2\omega_{k_2}}{\omega_{k_1}\omega_{k_3}\omega_{k_4}}} + \frac{1}{4} \sqrt{\frac{\omega_{k_1}\omega_{k_3}\omega_{k_4}}{\Omega^2\omega_{k_2}}} \right) \\
 & \times [S_{k_3k_4}(\mathbf{k}_{1\perp} \cdot \mathbf{k}_{2\perp})Q_{k_3,k_4}^{k_1,k_2} + S_{k_1k_4}(\mathbf{k}_{2\perp} \cdot \mathbf{k}_{3\perp})Q_{k_3,-k_2}^{k_1,-k_4}] \\
 & - \frac{i}{2} \left(\sqrt{\frac{\Omega^2\omega_{k_3}}{\omega_{k_1}\omega_{k_2}\omega_{k_4}}} + \frac{1}{4} \sqrt{\frac{\omega_{k_1}\omega_{k_2}\omega_{k_4}}{\Omega^2\omega_{k_3}}} \right) \\
 & \times [S_{k_1k_2}(\mathbf{k}_{3\perp} \cdot \mathbf{k}_{4\perp})Q_{k_3,k_4}^{k_1,k_2} + S_{k_1k_4}(\mathbf{k}_{2\perp} \cdot \mathbf{k}_{3\perp})Q_{k_3,-k_2}^{k_1,-k_4}] \\
 & + \frac{i}{2} \left(\sqrt{\frac{\Omega^2\omega_{k_4}}{\omega_{k_1}\omega_{k_2}\omega_{k_3}}} + \frac{1}{4} \sqrt{\frac{\omega_{k_1}\omega_{k_2}\omega_{k_3}}{\Omega^2\omega_{k_4}}} \right) \\
 & \times [S_{k_1k_2}(\mathbf{k}_{3\perp} \cdot \mathbf{k}_{4\perp})Q_{k_3,k_4}^{k_1,k_2} + S_{k_3k_2}(\mathbf{k}_{1\perp} \cdot \mathbf{k}_{4\perp})Q_{k_3,-k_2}^{k_1,-k_4}] \Big\}. \tag{A 22}
 \end{aligned}$$

REFERENCES

BAYLY, B. J. 1986 Three-dimensional instability of elliptical flow. *Phys. Rev. Lett.* **57** (17), 2160.

BELLET, F., GODEFERD, F. S., SCOTT, J. F. & CAMBON, C. 2006 Wave turbulence in rapidly rotating flows. *J. Fluid Mech.* **562**, 83–121.

BORDES, G., MOISY, F., DAUXOIS, T. & CORTET, P. P. 2012 Experimental evidence of a triadic resonance of plane inertial waves in a rotating fluid. *Phys. Fluids* **24** (1), 014105.

BROUZET, C., SIBGATULLIN, I. N., SCOLAN, H., ERMANYUK, E. V. & DAUXOIS, T. 2016 Internal wave attractors examined using laboratory experiments and 3D numerical simulations. *J. Fluid Mech.* **793**, 109–131.

CAMBON, C. & JACQUIN, L. 1989 Spectral approach to non-isotropic turbulence subjected to rotation. *J. Fluid Mech.* **202**, 295–317.

CAMBON, C., RUBINSTEIN, R. & GODEFERD, F. S. 2004 Advances in wave turbulence: rapidly rotating flows. *New J. Phys.* **6** (1), 73.

CRAIK, A. D. D. & CRIMINALE, W. O. 1986 Evolution of wavelike disturbances in shear flows: a class of exact solutions of the Navier–Stokes equations. In *Proceedings of the Royal Society of London A: Mathematical, Physical and Engineering Sciences*, vol. 406, pp. 13–26. The Royal Society.

- DYACHENKO, A. I., KOROTKEVICH, A. O. & ZAKHAROV, V. E. 2003 Decay of the monochromatic capillary wave. *JETP Lett.* **77** (9), 477–481.
- GALTIER, S. 2003 Weak inertial-wave turbulence theory. *Phys. Rev. E* **68** (1), 015301.
- GALTIER, S. 2014 Theory for helical turbulence under fast rotation. *Phys. Rev. E* **89** (4), 041001.
- GREENSPAN, H. P. 1968 *The Theory of Rotating Fluids*. Cambridge University Press.
- KOROTKEVICH, A. O., DYACHENKO, A. I. & ZAKHAROV, V. E. 2016 Numerical simulation of surface waves instability on a homogeneous grid. *Physica D* **321**, 51–66.
- KUZNETSOV, E. A. 1972 Turbulence of ion sound in a plasma located in a magnetic field. *Sov. Phys. JETP* **35**, 310.
- KUZNETSOV, E. A. & MIKHAILOV, A. V. 1980 On the topological meaning of canonical Clebsch variables. *Phys. Lett. A* **77** (1), 37–38.
- LAMB, H. 1945 *Hydrodynamics*. Dover.
- LANDAU, L. D. & LIFSHITZ, E. M. 1987 *Fluid Mechanics*. Pergamon.
- LE GAL, P. 2013 Waves and instabilities in rotating and stratified flows. In *Fluid Dynamics in Physics, Engineering and Environmental Applications*, pp. 25–40. Springer.
- DI LEONI, P. C. & MININNI, P. D. 2016 Quantifying resonant and near-resonant interactions in rotating turbulence. *J. Fluid Mech.* **809**, 821–842.
- L'VOV, V. S. 1994 *Wave Turbulence under Parametric Excitation*. Springer.
- LVOV, Y. V., POLZIN, K. L. & TABAK, E. G. 2004 Energy spectra of the ocean's internal wave field: theory and observations. *Phys. Rev. Lett.* **92** (12), 128501.
- LVOV, Y. V. & TABAK, E. G. 2001 Hamiltonian formalism and the Garrett–Munk spectrum of internal waves in the ocean. *Phys. Rev. Lett.* **87** (16), 168501.
- MAAS, L. R. M., BENIELLI, D., SOMMERIA, J. & LAM, F. P. A. 1997 Observation of an internal wave attractor in a confined, stably stratified fluid. *Nature* **388** (6642), 557–561.
- MESSIO, L., MORIZE, C., RABAUD, M. & MOISY, F. 2008 Experimental observation using particle image velocimetry of inertial waves in a rotating fluid. *Exp. Fluids* **44** (4), 519–528.
- MORRISON, P. J. 1998 Hamiltonian description of the ideal fluid. *Rev. Mod. Phys.* **70** (2), 467.
- NAZARENKO, S. 2011 *Wave Turbulence*. Springer.
- PHILLIPS, O. M. 1966 *The Dynamics of the Upper Ocean*. Cambridge University Press.
- SAGAUT, P. & CAMBON, C. 2008 *Homogeneous Turbulence Dynamics*. Cambridge University Press.
- SALMON, R. 1988 Hamiltonian fluid mechanics. *Annu. Rev. Fluid Mech.* **20** (1), 225–256.
- SCOLAN, H., ERMANYUK, E. & DAUXOIS, T. 2013 Nonlinear fate of internal wave attractors. *Phys. Rev. Lett.* **110** (23), 234501.
- SEN, A., MININNI, P. D., ROSENBERG, D. & POUQUET, A. 2012 Anisotropy and nonuniversality in scaling laws of the large-scale energy spectrum in rotating turbulence. *Phys. Rev. E* **86** (3), 036319.
- WALEFFE, F. 1993 Inertial transfers in the helical decomposition. *Phys. Fluids A* **5** (3), 677–685.
- YAKHOT, V. & ZAKHAROV, V. 1993 Hidden conservation laws in hydrodynamics; energy and dissipation rate fluctuation spectra in strong turbulence. *Physica D* **64** (4), 379–394.
- ZAKHAROV, V. E. 1971 Hamiltonian formalism for hydrodynamic plasma models. *Sov. Phys. JETP* **33**, 927–932.
- ZAKHAROV, V. E. & KUZNETSOV, E. A. 1997 Hamiltonian formalism for nonlinear waves. *Phys. Usp.* **40** (11), 1087–1116.
- ZAKHAROV, V. E., L'VOV, V. S. & FALKOVICH, G. 1992 *Kolmogorov Spectra of Turbulence 1. Wave Turbulence*. Springer.
- ZAKHAROV, V. E., L'VOV, V. S. & STAROBINETS, S. S. 1971 Stationary nonlinear theory of parametric excitation of waves. *Sov. Phys. JETP* **32**, 656.